



- | | | | |
|----|-------------------------------------|----|---------------------------|
| 2 | Bring Me Sunshine | 32 | You've Got A Friend In Me |
| 3 | Three Little Birds | 34 | Swingin' On A Star |
| 4 | 59th Bridge Street | 35 | Stand By Me |
| 5 | Calendar Girl | 36 | Let It Be |
| 6 | All of Me | 37 | Forever Young |
| 8 | Can't Take My Eyes Off You | 38 | One Love |
| 10 | Chapel of Love | 39 | You Raise Me Up |
| 13 | Blowin' In The Wind | 40 | Imagine |
| 14 | Don't Fence Me In | 41 | One Day |
| 15 | Dream A Little Dream Of Me | 42 | Simple Song of Freedom |
| 16 | Fly Me To The Moon | 43 | He Ain't Heavy |
| 17 | I'll Fly Away | 44 | A Summer Song |
| 18 | Georgie Girl | 46 | All You Need Is Love |
| 20 | I'd Like To Teach The World To Sing | 48 | Peace Train |
| 22 | Lucy In The Sky With Diamonds | 50 | Peaceful Easy Feeling |
| 24 | Puff | 52 | Today |
| 26 | Octopus's Garden | 54 | It's A Small World |
| 27 | Summertime | 55 | Turn Turn Turn |
| 28 | Ripple | 56 | What The World Needs Now |
| 30 | Save The Last Dance For Me | 58 | Happy Trails |

Bring Me Sunshine

(INTRO:) /Dm /G7 /C /C\

(VERSE 1:)

Bring me sunshine, in your smile,
Bring me laughter, all the while
In this world where we live, there should be more happiness
So much joy you can give, to each brand new bright tomorrow

(VERSE 2:)

Make me happy, through the years,
Never bring me, any tears
Let your arms be as warm as the sun from up above
Bring me fun, bring me sunshine, and bring me love

second time go to (TAG)

(VERSE 3:)

Bring me sunshine, in your eyes
Bring me rainbows, from the clear blue skies
Life's too short to be spent having anything but fun
We can be so content if we gather little sunbeams

(VERSE 4)

Be light hearted, all day long,
Keep me singing, happy songs
Let your arms be as warm, as the sun from up above
Bring me fun, bring me sunshine, and bring me love

(REPEAT VERSES 1 & 2)

(TAG:)

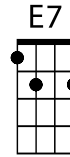
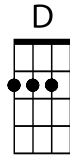
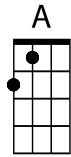
Bring me fun, bring me sunshine, and bring me love

<http://www.youtube.com/watch?v=QrlkBmHU-wk>

LESSON 1

THREE LITTLE BIRDS

by Bob Marley



SIMPLE DOWN STRUM: ¹ u | ² u | ³ u | ⁴ u
TIMING: 4 strums per chord

CHORUS

	A		A
Don't worry		about a thing	
	D		A
Cause every little thing		is gonna be al-right	
	A		A
Singin' don't worry		about a thing	
	D		A
Cause every little thing		is gonna be al-right	

VERSE

	D		E7
Rise up this morning,		smiled with the rising sun	
	A		D
Three little birds		pitch by my doorstep	
	A		E7
Singing sweet songs		of melodies pure and true	
	D		A
Sayin' "this is my		message to you"	

	A		A
Singin' don't worry		about a thing	
	D		A
Cause every little thing		is gonna be al-right	

(1) 59th Street Bridge



F C G C, F C G C, F C G C,
F C G C

Slow down, you move too fast

F C G C

You got to make the morning last, just ...

F C G C

Kicking down the cobble stones

F C G C F C G C

Looking for fun and feelin' groovy

F C G C F C G C

Ba-da da da da da da, feeling groovy

F C G C

Hello lamppost, what cha knowing

F C G C

I've come to watch your flowers growing

F C G C

Ain't cha got no rhymes for me

F C G C F C G C

Doot-in' doo-doo, feelin' groovy

F C G C F C G C

Ba-da da da da da da, feeling groovy

F C G C

I got no deeds to do, no promises to keep

↓ F ↓ C ↓ G ↓ C

I'm dappled and drowsy and ready to sleep

F ↓ C ↓ G ↓ C ↓

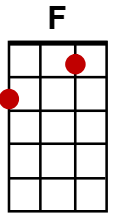
Let the morning time drop all its petals on me

F C G C F C G C

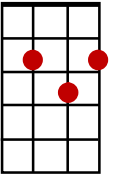
Life, I love you, all is groovy (1st time, repeat from top)

F C G C

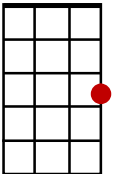
Ba da da da da da ... X3

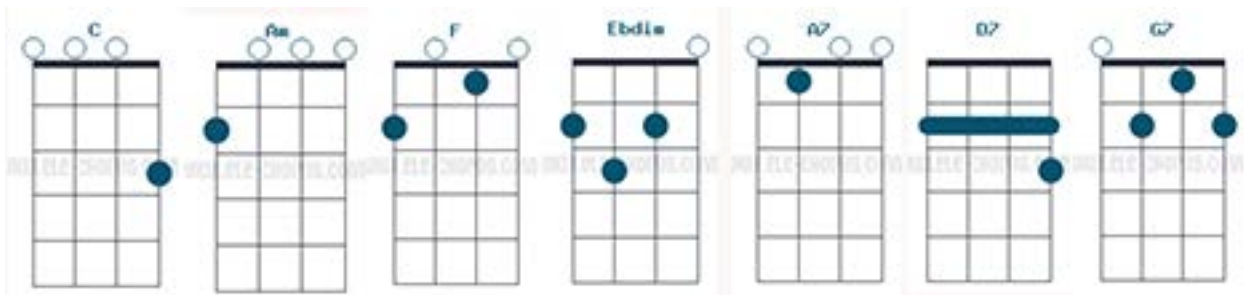


G



C





Calendar Girl

By Neil Sedaka / Howard Greenfield

4/4 Strum - D DU DU DU

Intro:

C Am
I love, I love, I love my calendar girl
C Am
Yeah, sweet calendar girl
C Am
I love, I love, I love my calendar girl
F G7 C
Each and every day of the year

Verse 1:

C
(January) You start the year off fine
Am
(February) You're my little valentine
C
(March) I'm gonna march you down the aisle
Am
(April) You're the Easter Bunny when you smile

Chorus:

F Ebdim
Yeah, yeah, my heart's in a whirl
C A7
I love, I love, I love my little calendar girl
D7 G7
Every day (every day), every day (every day)
C G7
of the year

Verse 2:

C
(May) Maybe if I ask your Dad and Mom
Am
(June) They'll let me take you to the Junior Prom
C
(July) Like a firecracker all aglow
Am
(August) When you're on the beach you steal the show

Repeat Chorus

Repeat Intro

Verse 3:

C
(September) Light the candles at your Sweet Sixteen
Am
(October) Romeo and Juliet on Halloween
C
(November) I'll give thanks that you belong to me
Am
(December) You're the present 'neath my Christmas tree

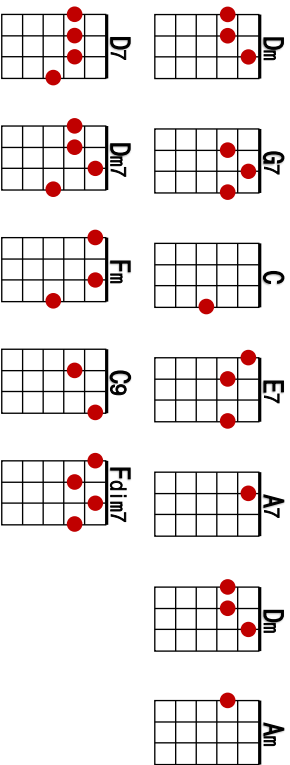
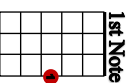
Repeat Chorus

Repeat Intro

All Of Me (1931)

Marks/Simms, 1931
 YouTube video tutorial: http://youtu.be/R_qVJeGap2w

**Simpler version
 on NEXT PAGE**



INTRO:

[BOUNCY SLOW JAZZ STRUM: D-DuDuDu]

Dm G7 C G7
 | X X X X | X X X X | X X X X | X X X X |

PART 1:

C E7
 All of me why not take all of me
A7 Dm
 Can't you see I'm no good without you
E7 Am
 Take my lips I want to lose them
D7 G7
 Take my arms I'll never use them

PART 2:

C E7
 Your goodbye left me with eyes that cry
A7 Dm7
 How can I go on dear without you
Fm C C9 A7
 You took the part that once was my heart
Dm G7 F°7 C
 So why not take all - of - me

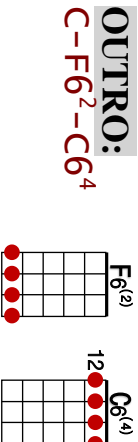
(G7)

INSTRUMENTAL:

C E7
A7 Dm
E7 Am
D7 G7
C E7
A7 Dm
Dm7 C-C9 A7
Dm G7-F°7 C G7

REPEAT PART 2

OUTTRO:

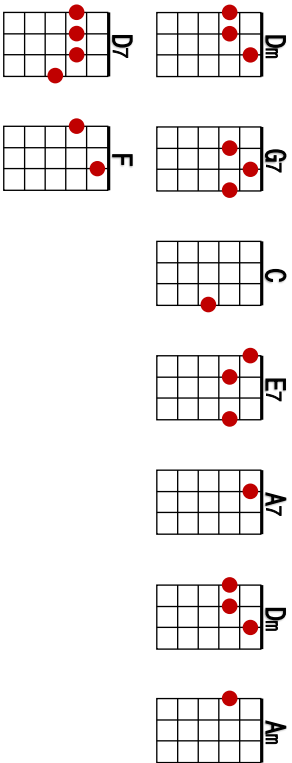
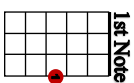


All Of Me (1931)

Marks/Simms, 1931

YouTube video tutorial: http://youtube.be/R_qVJeGap2w

**SIMPLER
VERSION**



INTRO:

[BOUNCY SLOW JAZZ STRUM: D-DuDuDu]

Dm G7 C G7
 | X X X X | X X X X | X X X X | X X X X |

PART 1:

C E7
 All of me why not take all of me
A7 Dm
 Can't you see I'm no good without you
E7 Am
 Take my lips I want to lose them
D7 G7
 Take my arms I'll never use them

PART 2:

C E7
 Your goodbye left me with eyes that cry
A7 Dm x3
 How can I go on dear without you
F x1 C x1 A7 x1
 You took the part that once was my heart
Dm x1 G7 x1 C x1
 So why not take all - of - me

(G7)

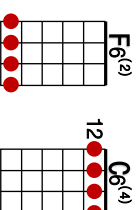
INSTRUMENTAL:

C E7
A7 Dm
E7 Am
D7 G7
C E7
A7 Dm
Dm F x1 Cx1 A7 x1
Dm x1 G7 x1 Cx1 G7 x1

REPEAT PART 2

OUTTRO:

C-F6²-C6⁴



(18) Can't take my eyes off you - Bob Gaudio



You're just too ^C good to be true

Can't take my eyes off you

You'd be like ^{C7} heaven to touch

I wanna hold you so much

At long last ^{Fm} love has arrived

And I thank ^C God I'm alive

You're just too ^{D7} good to be true ^{G7}

Can't take my eyes off you

Pardon the way that I ^C stare

There's nothing else to compare

The sight of you leaves me weak

There are no words left to speak

But if you ^{Fm} feel like I feel

Please let me know that it's real

You're just too ^{D7} good to be true ^{G7}

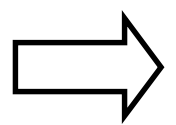
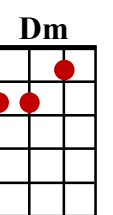
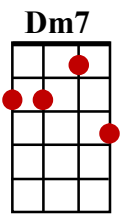
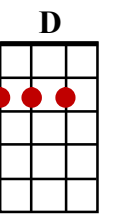
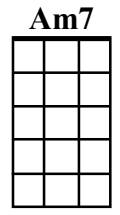
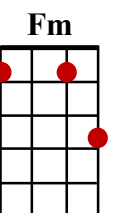
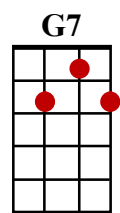
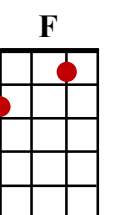
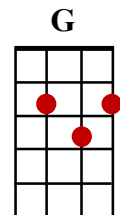
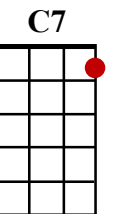
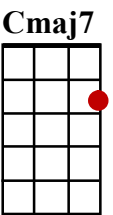
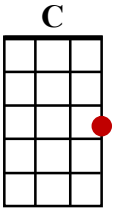
Can't take my eyes off of you

^{Dm7} Daa da daa da ^{G7} Daa da da da da

^C Daa da daa da ^C Daa da da da da

^{Dm7} Daa da daa da ^{G7} Daa da da da da

^C Daa da daa da ^{A7} Daa



I love you baby, and if it's quite alright
 I need you baby, to warm the lonely nights
 I love you baby, trust in me when I say
 Oh pretty baby, don't bring me down I pray
 Oh pretty baby, now that I've found you stay
 And let me love you, let me love you

You're just too good to be true
 Can't take my eyes off you
 You'd be like heaven to touch
 I wanna hold you so much
 At long last love has arrived
 And I thank God I'm alive
 You're just too good to be true
 Can't take my eyes off you

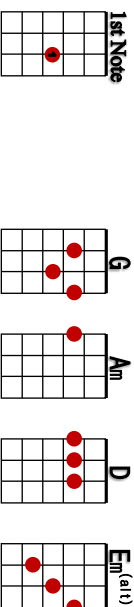
Daa da daa da Daa da da da da, Daa da daa da Ohh

I love you baby, and if it's quite alright
 I need you baby, to warm the lonely nights
 I love you baby, trust in me when I say
 Oh pretty baby, don't bring me down I pray
 Oh pretty baby, now that I've found you stay
 Oh pretty baby, trust in me when I say
 I need you baby, oh when you come my way
 Oh pretty baby, now that I've found you stay
 And let me love you, baby, let me love you

Chapel Of Love

Barry/Greenwich/Spector (The Dixie Cups), 1964

YouTube video tutorial: <http://youtu.be/WXKNHLEACk>



Simpler version
on NEXT PAGE

Tab referenced throughout:

```

|-----2-----2323 2 - -|
|-----3-----|-----3 0 |
|-----2-----|-----2 - |
|-----2-----|-----2 - |
|-----2-----|-----2 - |
|-----2-----|-----2 - |
  
```

INTRO CHORUS:

Intro Chorus starts a cappella, then goes to percussion, then strumming

All strumming with this pattern: d-DudUDU

N/C

Go-oin to the chapel and we're - go-onna get ma-a-ried **X**

Go-oin to the chapel and we're - go-onna get ma-a-ried **X**

Ge-ee I really love you and we're - go-onna get ma-a-ried **G**

Goin - to the Chapel - of Love **G| [TAB]**

VERSE 1:

Spring is here - the - sky is blue **G G G**

Birds all sing - as - if they knew **Am D Am**

Today's the day - we'll say I do **G Em Em**

And we'll never - be lonely anymore **Am D G|**

Today's the day - we'll say I do **[STOP]**

Because we're **[STOP]**

CHORUS:

Go-oin to the chapel and we're - go-onna get ma-a-ried **G G G**

Go-oin to the chapel and we're - go-onna get ma-a-ried **Am D D**

Ge-ee I really love you and we're - go-onna get ma-a-ried **G G G**

Goin - to the Chapel - of Love **Am D G| [TAB]**

VERSE 2:

Bells will ring - the - sun will shine **G G G**

I'll be his(hers) - and - he'll(she'll) be mine **Am D Am**

We'll love until - the end of time **G Em Em**

And we'll never - be lonely anymore **Am D G|**

Because we're **[STOP]**

REPEAT CHORUS WITHOUT TAB

OUTRO:

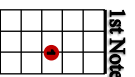
Goin - to the Chapel - of Love **Am D G| [TAB]**

Goin - to the Chapel - of Love **Am D G| [TAB]**

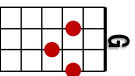
Today's the day - we'll say I do

Chapel Of Love

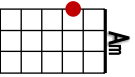
Barry/Greenwich/Spector (The Dixie Cups), 1964
YouTube video tutorial: <http://youtu.be/WXKNHLEACk>



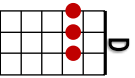
1st Note



G



Am



D

**SIMPLER
VERSION**

**Beginner version
on NEXT PAGE**

CHORUS:

G Go-oin to the chapel and we're - go-onna get ma-a-ried
Am D
Am Go-oin to the chapel and we're - go-onna get ma-a-ried
G
G Ge-ee I really love you and we're - go-onna get ma-a-ried
Am D
Am Goin - to the Chapel - of Love

INTRO CHORUS:

Intro Chorus starts a cappella, then goes to percussion, then strumming
All strumming with this pattern: d-DuddUDU

N/C

Go-oin to the chapel and we're - go-onna get ma-a-ried
X X

G Go-oin to the chapel and we're - go-onna get ma-a-ried

Ge-ee I really love you and we're - go-onna get ma-a-ried
Am D G|

Goin - to the Chapel - of Love

VERSE 1:

G Spring is here - the - sky is blue
Am D Am D

G Birds all sing - as - if they knew

Today's the day - we'll say I do
Am D G|

And we'll never - be lonely anymore
[STOP]

Because we're

CHORUS:

G Go-oin to the chapel and we're - go-onna get ma-a-ried
Am D
Am Go-oin to the chapel and we're - go-onna get ma-a-ried
G
G Ge-ee I really love you and we're - go-onna get ma-a-ried
Am D
Am Goin - to the Chapel - of Love

G Bells will ring - the - sun will shine
Am D Am D
G I'll be his(*hers*) - and - he'll(*she'll*) be mine
Am D G|
Am We'll love until - the end of time
Am D G|
G And we'll never - be lonely anymore
[STOP]
Because we're

REPEAT CHORUS

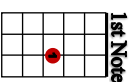
OUTRO:

Am D G|
Am Goin - to the Chapel - of Love
Am D G|
Am Goin - to the Chapel - of Love

Chapel Of Love

Barry/Greenwich/Spector (The Dixie Cups), 1964

YouTube video tutorial: <http://youtu.be/WXKNHLEACK>



BEGINNER
VERSION

INTRO CHORUS:

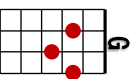
Intro Chorus starts a cappella, then goes to percussion, then strumming with a hesitation: X-DudUDU

A CAPELLA:

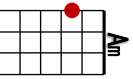
Go-oin to the chapel and we're - go-onna get ma-a-ried

PERCUSSION:

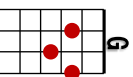
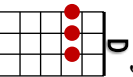
Go-oin to the chapel and we're - go-onna get ma-a-ried



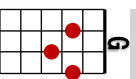
Ge-ee I really love you and we're - go-onna get ma-a-ried



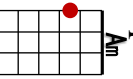
Goin - to the Chapel - of Love



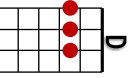
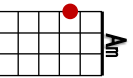
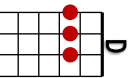
VERSE 1:



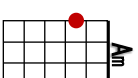
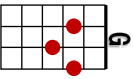
Spring is here - the - sky is blue



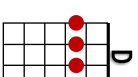
Birds all sing - as - if they knew



Today's the day - we'll say I do

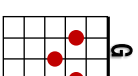


And we'll never - be lonely anymore

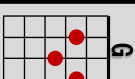


!STOP!

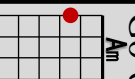
Because we're



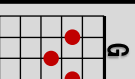
CHORUS:



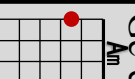
Go-oin to the chapel and we're - go-onna get ma-a-ried



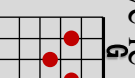
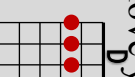
Go-oin to the chapel and we're - go-onna get ma-a-ried



Ge-ee I really love you and we're - go-onna get ma-a-ried



Goin - to the Chapel - of Love



VERSE 2:

Bells will ring - the - sun will shine

I'll be his(*hers*) - and - he'll(*she'll*) be mine

We'll love until - the end of time

And we'll never - be lonely anymore

Because we're

REPEAT CHORUS

OUTRO:

Goin - to the Chapel - of Love

Goin - to the Chapel - of Love

Blowin' In The Wind

Words and Music by
BOB DYLAN

FIRST NOTE



With feeling

A D A

How man - y roads must a man walk down be -
 How man - y times must a man look up be
 How man - y years can a mountain exist be

D E7 A

fore you call him a man? Yes 'n' how man - y
 fore he can see the sky? Yes 'n' how man - y
 fore it is washed to the sea? Yes 'n' how man - y

D A D E7

seas must the white dove sail, be - fore she sleeps in the sand?
 ears must one man have be - fore he can hear people cry?
 years can some people exist be - fore they're allowed to be free?

A D A

Yes 'n' how man - y times must the can-non - balls fly, be -
 Yes 'n' how man - y deaths will it take 'til he knows that
 Yes 'n' how man - y times can a man turn his head pre-

D E7 D E7

fore they're for - ev - er banned? The ans - wer, my friend, is
 too many people have died?
 tending that he just doesn't see?

A F#m D E7 A

blow-in' in the wind, the ans - wer is blow-in' in the wind.

Oh give me | land, lots of land

Under | starry skies above |

Don't fence me | in

Let me | ride through the wide open | country that I love |

Don't fence me | in

Let me | be by myself in the | evening breeze |

Listen to the murmur of the | cottonwood trees |

Send me off forever but I | ask you please, |

Don't fence me | in |

Just turn me | loose, let me straddle my old | saddle

Underneath the western | skies |

On my | Cayuse let me wander over | yonder

'Til I see the mountain | rise |

I want to | ride to the ridge where the | west commences |

Gaze at the moon untill I | lose my senses |

I can't look at hobbles and I | can't stand fences |

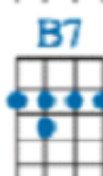
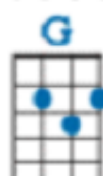
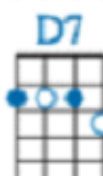
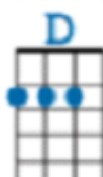
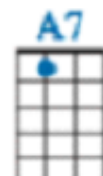
Don't fence me | in

End: D/



DON'T FENCE ME IN

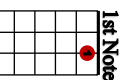
COLE PORTER



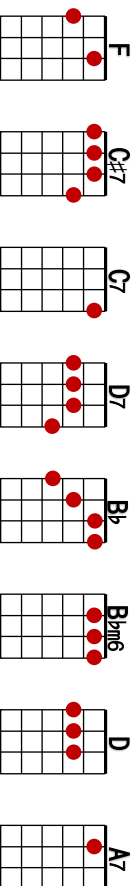
LED BY LEE AND JIM BELEVY
AND SOON TO BE RELEASED BY
"JIMMYE JIM'S UCHIZEE COUNTY"

UCHIZEE CLUB OF SANTA CRUZ
"GONBOY SONGS" APRIL 2005

Dream A Little Dream Of Me



Andre / Schwandt / Kahn, 1931
YouTube video tutorial: <http://youtu.be/56Cq2xI8uro>



INTRO:

[BOUNCY SLOW JAZZ STRUM: D-DuDuDu]

F C#7 C7 F
| X X X X | X X X X |

VERSES 1&2:

F [C#7-C7]
Stars shining bright above you

F D7
Night breezes seem to whisper, "I love you"

Bb Bbm6
Birds singing in the sycamore tree

[F - C#7\ - C7\] F
Dream a little dream of me

F [C#7-C7]
Say nightie-night and kiss me

F D7
Just hold me tight and tell me you'll miss me

Bb Bbm6
While I'm alone and blue as can be

[F - C#7\ - C7\] F
Dream a little dream of me

BRIDGE:

D A7
Stars fading but I linger on, dear

D A7
Still craving your kiss

D A7
I'm longing to linger til dawn, dear

D C7
Just saying this

VERSE 3:

F [C#7-C7]
Sweet dreams til sunbeams find you

F D7
Sweet dreams that leave all worries behind you

Bb Bbm6
But in your dreams whatever they be


[F - C#7\ - C7\] F
Dream a little dream of me

REPEAT BRIDGE

REPEAT VERSE 3

OUTTRO:





Composed by Bart Howard
 "Love Songs" February 2005
 V-Keyfile Club of



Composer and pianist Bart Howard, whose "Fly Me to the Moon" (in "Other Words") was sent rocketing onto the charts by Peggy Lee and Frank Sinatra, died on February 23, 2004. He was 88 years old. His career began as a pianist for a touring dance band at the age of 16. Early in his career he was encouraged by some other than Cole Porter to learn to sing his songs himself so he could get a better feel for them. In 1951 he became the A/C and accompanist at Manhattan's elite "Angel" nightclub. The artists he backed there included the young Johnny Mathis, Eartha Kitt, Dorothy Loudon, and Frank Sinatra, who was the first to perform the song Howard had entitled "In Other Words." The song took off quickly. Nancy Wilson recorded it in 1959 on her Capitol Records debut, and the following year Howard's musical fame was assured by Peggy Lee, who performed the tune on the "Ed Sullivan Show" formations of waltzes. From then on the tune was billed as "Fly Me to the Moon" (in "Other Words") and eventually the original title was all but forgotten. Frank Sinatra guaranteed the song's endurance when he covered it in 1961 and kept it in his repertoire for the rest of his life. Since then the song has been recorded well over 500 times. Through several of Bart Howard's other songs achieved popularity he remained chiefly known for "Fly Me to the Moon." Howard had little problem with this, as the tune made him wealthy enough to cut back on his songwriting and playing. In 1999 Bart Howard was inducted into the Songwriters Hall of Fame.

An easy arrangement


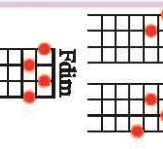
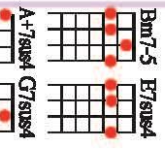
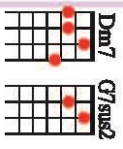
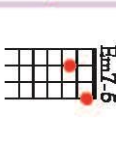
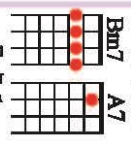
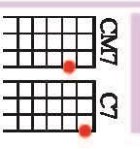
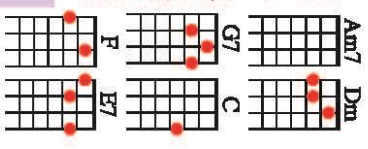
Now add a few more chords...

...and add some more "color" chords

Am7 Dm C
 Fly me to the moon
 and let me play among the stars.
 F G7 G7
 Let me see what spring is like
 on Jupiter and Mars.
 Dm G7 C
 In other words, hold my hand,
 Dm G7 C
 In other words, darling, kiss me
 Am7 Dm C
 Fill my heart with song,
 and let me sing for ever more.
 F G7 G7
 You are all I long for,
 E7 Am7
 All I worship and adore.
 Dm G7 C
 In other words, please be true
 Dm G7 C (turn E7)
 In other words, I love you

Am7 Dm C
 Fly me to the moon
 and let me play among the stars.
 F G7 Bm7
 Let me see what spring is like
 on Jupiter and Mars.
 Dm G7 Am7 A7
 In other words, hold my hand,
 Dm G7 Bm7 E7
 In other words, darling, kiss me
 Am7 Dm C
 Fill my heart with song,
 and let me sing for ever more.
 F G7 Bm7
 You are all I long for,
 E7 Am7 A7
 All I worship and adore.
 Dm G7 Em7-5 > A7
 In other words, please be true
 Dm G7 C (turn E7)
 In other words, I love you (end G7 C)

C CM7 Am7 Dm
 Fly me to the moon
 and let me play among the stars.
 F Dm Dm7 G7 G7sus2
 F Dm Bm7-5
 Let me see what spring is like
 on Jupiter and Mars.
 Dm > Dm7 G7sus4 G7 Em7-5 > A7
 Dm > Dm7 G7 G7sus2 Bm7-5 E7
 In other words, hold my hand,
 Dm > Dm7 G7 G7sus2 Bm7-5 E7
 In other words, darling, kiss me
 C CM7 Am7 Dm
 Fill my heart with song,
 and let me sing for ever more.
 F Dm Dm7 G7 G7sus2 CM7 > C7
 F Dm Bm7-5
 You are all I long for,
 E7sus4 E7 A+7sus4 E7 Am7 A7
 All I worship and adore.
 Dm > Dm7 G7sus4 G7 Em7-5 > A7
 Dm G7 C
 In other words, please be true
 Dm G7 C (turn Fdim E7)
 In other words, I love you (end Fdim C)



I'll Fly Away

Alfred E. Brumley

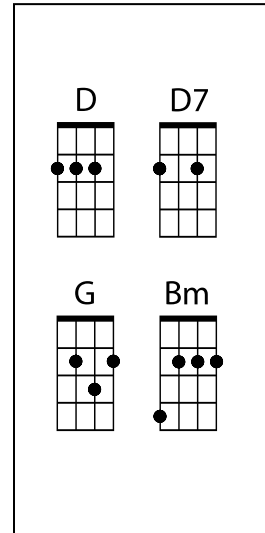
Intro: D D

Verse 1:

D (D - D7)
Some bright morning when this life is over
G D
I'll fly a-way
D Bm
To a home on God's celestial shore,
A D
I'll fly a-way

Chorus:

D (D - D7)
I'll fly away oh glory
G D
I'll fly a-way, in the morning
D Bm
When I die hallelujah, by and by
A D
I'll fly a-way



Verse 2:

D (D - D7)
When the shadows of this life have gone
G D
I'll fly a-way
D Bm
Like a bird from these prison walls I'll fly
A D
I'll fly a-way

Chorus

Verse 3:

D (D - D7)
Oh how glad and happy when we meet
G D
I'll fly a-way
D Bm
No more cold iron shackles on my feet
A D
I'll fly a-way

Chorus

Verse 4:

D (D - D7)
Just a few more weary days and then
G D
I'll fly a-way
D Bm
To a land where joys will never end
A D
I'll fly a-way

LAST Chorus A CAPELLA & CLAP

(2) Georgie Girl



C Em F G C Em F G

C Em F G C Em F G
Hey, there Georgie girl, swinging down the street so fancy free,
C Em F Bb G7
Nobody you meet could ever see the loneliness there ...inside you!

C Em F G C Em F G
Hey, there Georgie girl, why do all the boys just pass you by?
C Em F
Could it be you just don't try,
Bb Gsus4 G Gsus2 G
Or is it the clothes you wear?

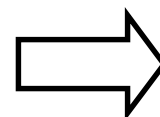
Am Em F C
You're always window shopping, but never stopping to buy,
E A D G G7
So shed those dowdy feathers and fly----, ...a little bit!

C Em F G C Em F G
Hey, there Georgie girl, there's another Georgie deep in - side,
C Em F G7 Am Am7
bring out all the love you hide, and, oh, what a change there'd be
F G7 C F C G
The world will see ...a new Georgie girl

(Whistling riff) C Em F Gsus4 G C Em F Gsus4 G

(Kazoo)

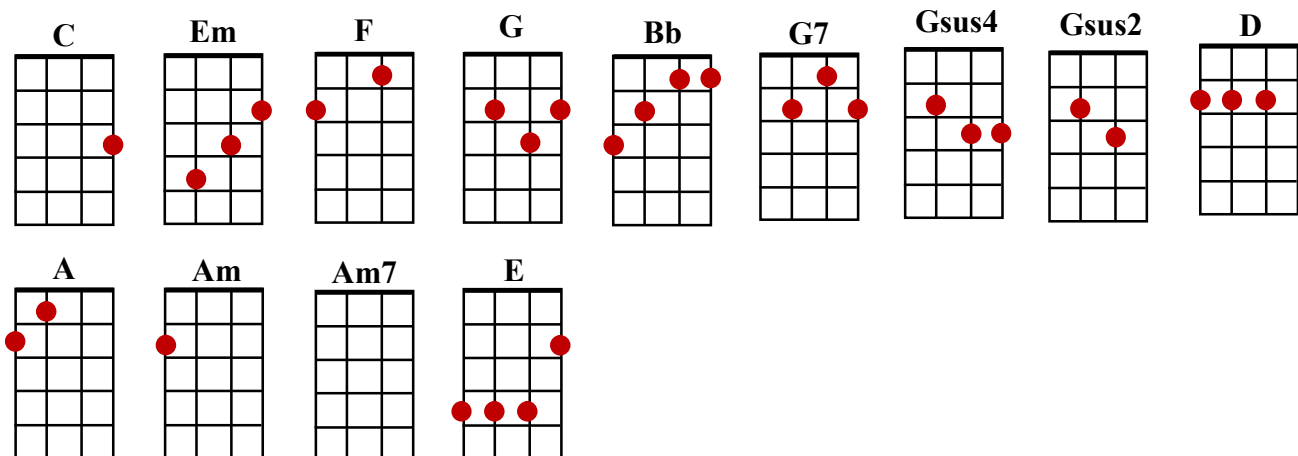
C Em F G C Em F G
| / / / / | / / / / | / / / / | / / / / |
C Em F Bb G7
| / / / / | / / / / | / / / / | / / / / |



C Em F G C Em F G
 Hey, there Georgie girl, dreaming of the someone you could be,
C Em F Bb Gsus4 G Gsus2 G
 Life is a re - ali - ty, you can't always run a - way—
Am Em F C
 Don't be so scared of changing, and rearranging yourself,
E A D G G7
 It's time for jumping down from the shelf-...a little bit!

C Em F G C Em F G
 Hey, there Georgie girl, there's another Georgie deep inside,
C Em F G7 Am Am7
 Bring out all the love you hide, and, oh, what a change there'd be
F G7 C
 The world would see... a new Georgie girl!

C Em F G7
 (Hey there, Georgie girl!) Come on, Georgie girl!
C Em F G7
 (Hey there, Georgie girl!) Wake up, Georgie... ..girl!
C Em F G7
 (Hey there, Georgie girl) Wake up, Georgie, girl!

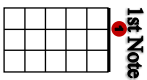


I'd Like To Teach The World To Sing

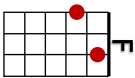
Backer/Davis/Cook/Greenaway (The New Seekers), 1971

(The original lyrics of this song were "I'd like to buy the world a Coke." It was later extended to 3 verses and released as a single.)

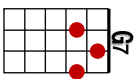
YouTube video tutorial: https://youtu.be/Fs6a_v9JGKM



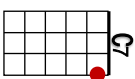
1st Note



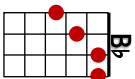
F



G7



G7



Bb

INTRO:

Light, percussive strum: D-D-D-D DuddU-ud

F
| X X X X | X X X X |

VERSE 1:

F|| Dm|| F||

I'd like to build the world a home

G7|| G7sus|| G7||

And furnish it with love

C7|| C7dim|| C7||

Grow apple trees and honey bees

Bb||

F||

And snow white turtle doves

VERSE 2:

F|| Dm|| F||

I'd like to teach the world to sing

G7|| G7sus|| G7||

In perfect harmony

C7|| C7dim|| C7||

I'd like to hold it in my arms

Bb||

F||

And keep it company

VERSE 3:

F|| Dm|| F||

I'd like to see the world for once

G7|| G7sus|| G7||

All standing hand in hand

C7|| C7dim|| C7||

And hear them echo through the hills

Bb||

F||

For peace throughout the land

BRIDGE A:

F|| Dm||

That's the song I hear

F||

G7|| G7sus||

That's the one thing for me

G7||

C7|| C7dim|| C7||

Sing it again

Bb||

F||

Over and over

REPEAT VERSES 1 & 2

BRIDGE B:

F|| Dm||

That's the song I hear

F||

G7|| G7sus||

Let the world sing today

G7||

C7|| C7dim||

A song of peace that echoes on

C7||

Bb|| F||

And never goes away

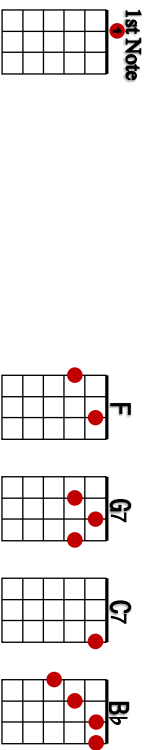
I'd Like To Teach The World To Sing

Backer/Davis/Cook/Greenaway (The New Seekers), 1971

(The original lyrics of this song were "I'd like to buy the world a Coke".)

It was later extended to 3 verses and released as a single.)

YouTube video tutorial: https://youtu.be/Fs6a_v9JGKM



VERSE 3:

F

I'd like to see the world for once

G7

All standing hand in hand

C7

And hear them echo through the hills

Bb

F

For peace throughout the land

**BASIC
VERSION**

INTRO:

[Light, percussive strum: D-D-D-D DuddU-UD]

F
| X X X X | X X X X |

VERSE 1:

F

I'd like to build the world a home

G7

And furnish it with love

C7

Grow apple trees and honey bees

Bb

And snow white turtle doves

VERSE 2:

F

I'd like to teach the world to sing

G7

In perfect harmony

C7

I'd like to hold it in my arms

Bb

F

And keep it company

BRIDGE A:

F

That's the song I hear

G7

That's the one thing for me

C7

Sing it again

Bb **F**

Over and over

REPEAT VERSES 1 & 2

BRIDGE B:

F

That's the song I hear

G7

Let the world sing today

C7

A song of peace that echoes on

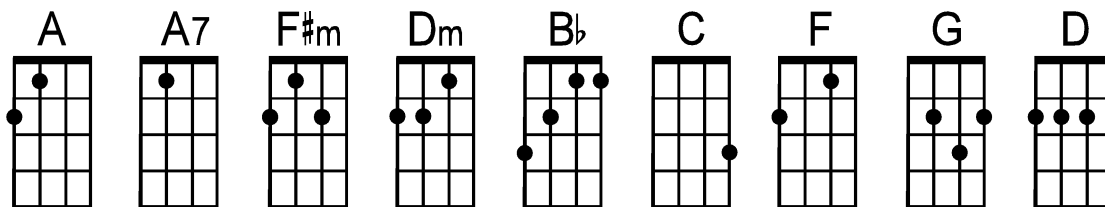
Bb **F**

F

And never goes away

Lucy in the Sky with Diamonds

by John Lennon (1967)



Intro Riff:

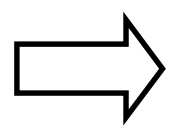
A	A7	F#m	F
0 7	7 0	0 7	5 4 0
E 0	3	2	1
C			
G			

A . . . | A7 . . . | F#m . . . | F . . .
 Pic-ture your-self in a boat on a riv-er
 | A . . . | A7 . . . | F#m . . . | F . . . | . . . |
 with tan-ger-ine trees and mar-ma-lade skies—
 A . . . | A7 . . . | F#m . . . | F . . .
 Some-bod-y calls you, you an-swer quite slow-ly
 | A . . . | A7 . . . | F#m . . . | . . . | Dm . . . | . . . |
 A girl with kal-eid-o-scope eyes—

Bb . . . | . . . | C . . . | . . . |
 Cel-lo-phane flow-ers of yel-low and green
 F . . . | . . . | Bb . . . | . . . |
 Tow-er-ing o-ver your head— ead—
 C . . . | . . . | G . . . | . . . | D\ --- --- --- |
 Look for the girl with the sun in her eyes and she's gone

Chorus:
 G . . . C . . . | D . . . |
 Lucy in the sky-y with dia-monds
 G . . . C . . . | D . . . |
 Lucy in the sky-y with dia-monds
 G . . . C . . . | D . . . | . . . |
 Lucy in the sky-y with dia-monds, ah— ah

A . . . | A7 . . . | F#m . . . | F . . .
 Fol-low her down to a bridge by a foun-tain
 | A . . . | A7 . . . | F#m . . . | F . . . | . . . |
 where rock-ing horse peo-ple eat marsh-mal-low pies—
 A . . . | A7 . . . | F#m . . . | F . . .
 Ev'ry-one smiles as you drift past the flow-ers,
 | A . . . | A7 . . . | F#m . . . | . . . | Dm . . . | . . . |
 that grow so in-cred-ib-ly high—



Bb . . . | | C . . . | |

News-pap-er tax-is ap-pear on the shore,

F . . . | | Bb . . . | |

wait-ing to take you a-way—ay—

C . . . | | G . . . | | D\ --- --- --- |

Climb in the back with your head in the clouds and you're gone

Chorus: G . . . C . . . | D |
Lucy in the sky-y with dia-monds

G . . . C . . . | D |
Lucy in the sky-y with dia-monds

G . . . C . . . | D | |
Lucy in the sky-y with dia-monds, ah—————ah

A . . . | A7 . . . | F#m . . . | F
Pic-ture your-self on a train in a sta-tion

| A . . . | A7 . . . | F#m . . . | F | |
with plas-ti-cine port-ers with look-ing glass ties,

A . . . | A7 . . . | F#m . . . | F
Sud-den-ly some-one is there at the turn-stile

| A . . . | A7 . . . | F#m . . . | | D\ --- --- --- |
the girl with kal-eid-o-scope eyes—————

Chorus: G . . . C . . . | D |
Lucy in the sky-y with dia-monds

G . . . C . . . | D |
Lucy in the sky-y with dia-monds

G . . . C . . . | D | | A |
Lucy in the sky-y with dia-monds, ah—————ah—————

G . . . C . . . | D |
Lucy in the sky-y with dia-monds

G . . . C . . . | D |
Lucy in the sky-y with dia-monds

G . . . C . . . | D | | A\
Lucy in the sky-y with dia-monds, ah—————ah—————

PUFF (THE MAGIC DRAGON)

4/4 1...2...1234


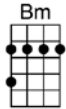
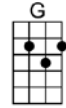
CHORUS:

1 G Bm C G
Puff, the magic dragon, lived by the sea

2 C [G - Em7] A7 D7
And frolicked in the autumn mist in a land called Honalee

3 G Bm C G
Little Jackie Paper loved that rascal Puff

4 C [G - Em7] [A7 - D7] [G - D7]
And brought him strings and sealing wax and other fancy stuff, Oh.....



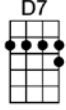
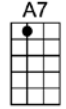
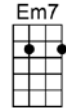
CHORUS: (TOP OF PAGE-MUSIC-1ST FOUR LINES -WORDS-1ST TWO LINES X2)

G Bm C G
Together they would travel on a boat with billowed sail

C [G - Em7] A7 D7
Jackie kept a lookout perched on Puff's gigantic tail

G Bm C G
Noble kings and princes would bow whene'er they came

C [G - Em7] [A7 - D7] [G - D7]
Pirate ships would lower their flags when Puff roared out his name, Oh.....



CHORUS: (TOP OF PAGE-MUSIC-1ST FOUR LINES -WORDS-1ST TWO LINES X2)

G Bm C G
A dragon lives forever, but not so little boys

C [G - Em7] A7 D7
Painted wings and giants' rings make way for other toys

G Bm C G
One gray night it happened, Jackie Paper came no more

C [G - Em7] [A7 - D7] [G - D7]
And Puff that mighty dragon, he ceased his fearless roar

G Bm C G
His head was bent in sorrow, green scales fell like rain

C [G - Em7] A7 D7
Puff no longer went to play along the cherry lane

G Bm C G
Without his lifelong friend, Puff could not be brave

C [G - Em7] [A7 - D7] [G - D7]
So Puff that might dragon sadly slipped into his cave, Oh.....

CHORUS (TOP OF PAGE 1- MUSIC-1ST FOUR LINES -WORDS-1ST TWO LINES X2)

Outro: G\

Puff the Magic Dragon

key:G, artist:Peter Paul & Mary writer:Leonard Lipton and Peter Yarrow

[C] Puff the magic [Em] dragon [F] lived by the [C] sea,
And [F] frolicked in the [C] autumn [Am] mist in a [D7] land called
Honah[G7] Lee,
[C] Little Jackie [Em] Paper [F] loved that rascal [C] Puff,
And [F] bought him strings and [C] sealing [Am] wax and
[D7] Other [G7] fancy [C] stuff. [G7] Oh!

[C] Puff the magic [Em] dragon [F] lived by the [C] sea
And [F] frolicked in the [C] autumn [Am] mist in a [D7] Land called
Honah[G7]Lee,
[C] Puff the magic [Em] dragon [F] lived by the [C] sea
And [F] frolicked in the [C] autumn [Am] mist in a [D7] Land called
[G7] Honah[C]Lee.

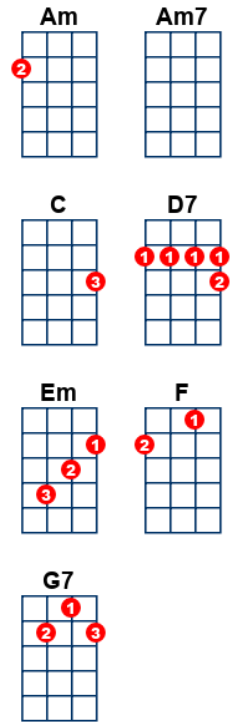
[C] Together they would [Em] travel on a [F] boat with billowed [C]
sail,
[F] Jackie kept a [C] look out [Am7] perched on [D7] Puff's gigantic [G7] tail,
[C] Noble kings and [Em] princes would [F] bow when e're they [C] came,
[F] Pirate ships would [C] low'r their [Am7] flag when
[D7] Puff roared [G7] out his [C] name. [G7] Oh!

[C] Puff the magic [Em] dragon [F] lived by the [C] sea
And [F] frolicked in the [C] autumn [Am] mist in a [D7] Land called Honah[G7]Lee,
[C] Puff the magic [Em] dragon [F] lived by the [C] sea
And [F] frolicked in the [C] autumn [Am] mist in a [D7] Land called [G7] Honah[C]Lee.

[C] A Dragon Lives for [Em] ever but [F] not so little [C] boys.
[F] Painted wings and [C] giant [Am7] rings make [D7] way for other [G7] toys,
[C] One grey night it [Em] happened, Jackie [F] Paper came no [C] more. And
[F] Puff that mighty [C] dragon, [Am7] he
[D7] Ceased his [G7] fearless [C] roar. [G7]

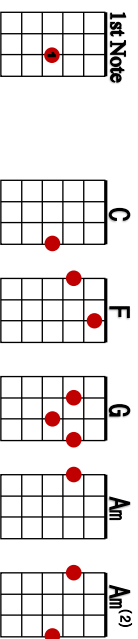
[C] His head was bent in [Em] sorrow green [F] scales fell like [C] rain,
[F] Puff no longer [C] went to [Am7] play [D7] along the cherry [G7] lane
[C] Without his lifelong [Em] friend [F] Puff could not be [C] brave. So
[F] Puff that mighty [C] dragon [Am7] sadly [D7] slipped in [G7] to his [C] cave.
[G7] Oh!

[C] Puff the magic [Em] dragon [F] lived by the [C] sea
And [F] frolicked in the [C] autumn [Am] mist in a [D7] Land called Honah[G7]Lee,
[C] Puff the magic [Em] dragon [F] lived by the [C] sea
And [F] frolicked in the [C] autumn [Am] mist in a [D7] Land called [G7] Honah[C]Lee.



Octopus's Garden

Richard Starkey (Ringo Starr – The Beatles), 1969
 YouTube video tutorial: <http://youtu.be/ybda3X15IBQ>



INTRO:



QUICK EVEN STRUM: D-DUDDUJ



VERSE 1:

C Am

I'd like to be - under the sea

F G

C Am

In an octopus's garden in the shade

C Am

He'd let us in - knows where we've been

F G

Am

In his octopus's garden in the shade

Am Am²

I'd ask my friends to come and see

F G-G-G-G [STOP/TAB]

C Am

An octopus's garden with me

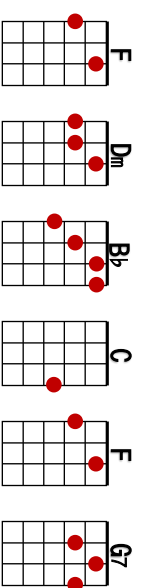
C Am

I'd like to be - under the sea

F G

C

In an octopus's garden in the shade



INSTRUMENTAL BRIDGE:

F Dm Bb C
 F Dm Bb C F G7

VERSE 3:

C Am

We would shout - and swim about

F G

The coral that lies beneath the waves

C Am

Oh, what joy - for every girl and boy

F G

Knowing they're happy and they're safe

Am Am²

We would be so happy you and me

F G

No one there to tell us what to do

C Am

I'd like to be - under the sea

F G Am Am²

In an octopus's garden with you

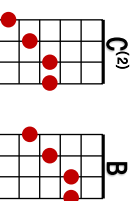
F G Am Am²

In an octopus's garden with you

F G C² B-C²

C

In an octopus's garden with you



Summertime

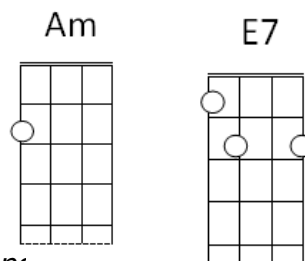
Heyward- Gershwin

for ukulele Level 8

Timing: 4/4 Key: Am

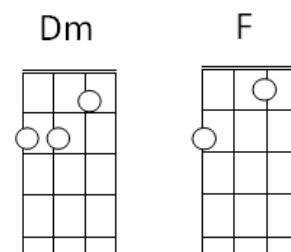


1. - Summer-time, **N/C** * **Am**
- And the livin' is easy **E7** **Am**
- Fish are jumpin' **Dm**
- And the cotton is high **F** **E7**



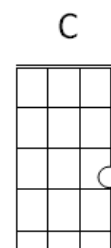
*Starting *nc*

2. Oh, Your daddy's rich **N/C** **Am**
- And your mamma's good lookin' **E7** **Am**
So hush little baby **C**
- Don-'t you cry **Dm** **E7** **Am**



End: Am x4

3. - One of these mornings **N/C** **Am**
- You're going to rise up singing **E7** **Am**
- Then you'll spread your wings **Dm**
- And you'll take to the sky **F** **E7**

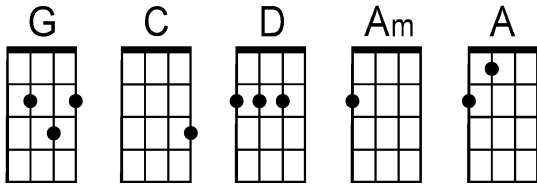


4. - But until that morning **N/C** **Am**
- There's a-nothing can harm you **E7** **Am**
With your daddy and mammy stand-ing by **C** **Dm -E7** **Am**

Repeat 1 and 2

Ripple

By Robert Hunter & Jerry Garcia



Strum: V V ^ ^ V ^
1 2 & - & 4 &

Intro:

Intro guitar notation (first system):

A: . . . | **G** . . . | | **C** . . . | | | | **G**

E: 0 2 0 2 0 2 3 3 0 0 2 3 3 0 0 2 3 0

C: 0 2 3 3 0 0 2 3 3 0 0 2 3 0

G: 4 2 4 2 4 2 4 2 4 2 4 2 4 2 4 2 4

Intro guitar notation (second system):

A: . . . | **G** . . . | | **C** . . . | | **G** . . . | **D** . . . | **C** . . . | **G** . . . |

E: 0 2 0 2 0 2 3 3 0 0 2 3 0 0 2 3 0 0 3 3 3

C: 0 2 3 3 0 0 2 3 3 0 0 2 3 0 0 2 3 0 0 3 3 3

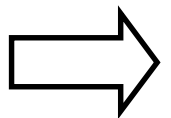
G: 4 2 4 2 4 2 4 2 4 2 4 2 4 2 4 2 4 2 4 2 4 2 4

G | | | **C** |
 If my words did glow— with the go-oid of sun—shine—
 and my tunes— were pla—yed on a harp— un—strung **G**
 Would you hear my voice— come thro-ugh the mu—sic—? **C**
 Would you hold— i— it near— as it— were your own? **G**

. . . . | | **C** |
 It's a hand-me- down— The thou-ghts are bro— ken—
 Per-haps they're better— left— un—sung— **G**
 I don't know—, don't re-eally ca—re— **C**
G | **D** | **C** | **G** | |
 Let— there be songs— to fill the- air— **A**—3—0—
E—2—

Chorus: **Am** | | **D** |
 Ri— ip—ple in— still wa-a-ter—
G | **C** | **A** | **D**
 Where there is no peb-ble tossed Nor wind— to— blow—

. . . . | **G** | | **C** |
 Reach out your- hand— if your cu—up is emp—ty—
 If your cup— is full— may it be— a—gain **G**
 Let it be— known— there i— is a foun—tain— **C**
G | **D** | **C** | **G**
 that— was not made— by the hands of men



There is a— road— no si—mple high—way— **C**
 Be—tween— the dawn— and the dark— of— night **G**
 And if you— go— no o—one may fol—low— **C**
G That— path is for— **D** your steps a—lone— **C** **G**
 A—3—0—
 E—2

Chorus: Am Ri—ip—ple in— still wa—a—ter— **D**
 Where there is **G** no peb—ble **C** tossed Nor wind— to— blow— **A** **D**

You who— choose— to le—ead must fol—low— **G** **C**
 But if— you fall you fall— a—lone **G**
 If you should stand— then who—o's to guide— you—? **C**
G If I— kne—ew the way— **D** I would— take you **C** home **G**

Ending: G Lada da da Daa— La da—ah da Da— Da— **C**
 Lada Da— da dada— Lada Da— Da— Da **G**
 Lada da da Daa— La da—ah da Da— Da— **C**
G La— Da Da Da— **D** La—da— Da Da **C** **G** Daa—

San Jose Ukulele Club

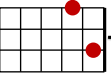
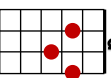
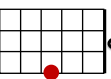
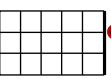
(v6- 5/13/16)

Save The Last Dance For Me

Pomus / Shuman (Ben E King & the Drifters), 1960

YouTube video tutorial: http://youtu.be/39_pnhEIS0Q

1st Note



INTRO:

Fandango strum: D^{fan}U-UDUJ

C | X X X X |

VERSE 1:

You can dance - every dance for the guy

Who gives you the eye - let him hold you tight
You can smile - every smile for the man

Who held your hand neath the pale moonlight

CHORUS:

But don't forget who's taking you home
And in whose arms you're gonna be
So darlin' - save the last dance for me

VERSE 2:

Oh I know - that the music is fine

Like sparkling wine - go and have your fun
Laugh and sing - but while we're apart

Don't give your heart to anyone

REPEAT CHORUS

BRIDGE:

Baby don't you know I love you so?

Can't you feel it when we touch

I will never, never let you go

I love you, oh, so much

VERSE 3:

You can dance - go and carry on

Til the night is gone and it's time to go
If he asks - if you're all alone

Can he take you home, you must tell him no

ALTERED CHORUS:

Cause don't forget who's taking you home
And in whose arms you're gonna be
So darlin' - save the last dance for me

INSTRUMENTAL BRIDGE:

C G G C C C
G G C C

REPEAT ALTERED CHORUS

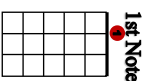
OUTRO:

Mm, save - the last dance for me

Mm-hm, save - the last dance for me

Save The Last Dance For Me

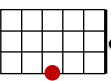
Pomus / Shuman (Ben E King & the Drifters), 1960
 YouTube video tutorial: http://youtube.be/39_puHEIS0Q



**BEGINNER
VERSION**

INTRO:

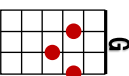
Fandango strum: D^{fan}U-UDUJ



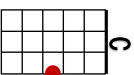
| X X X X |

VERSE 1:

You can dance - every dance for the guy

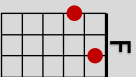


Who gives you the eye - let him hold you tight
 You can smile - every smile for the man

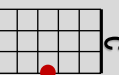


Who held your hand neath the pale moonlight

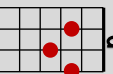
CHORUS:



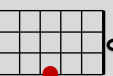
But don't forget who's taking you home



And in whose arms you're gonna be



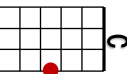
So darlin - save the last dance for me



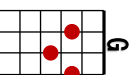
VERSE 2:
 Oh I know - that the music is fine
 Like sparkling wine - go and have your fun
 Laugh and sing - but while we're apart
 Don't give your heart to anyone

REPEAT CHORUS

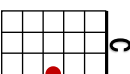
BRIDGE:



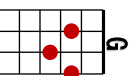
Baby don't you know I love you so?



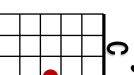
Can't you feel it when we touch



I will never, never let you go



I love you, oh, so much



VERSE 3:

You can dance - go and carry on
 Til the night is gone and it's time to go
 If he asks - if you're all alone
 Can he take you home, you must tell him no

ALTERED CHORUS:

Cause don't forget who's taking you home
 And in whose arms you're gonna be
 So darlin - save the last dance for me

INSTRUMENTAL BRIDGE:

C G G G
 G C C C
 C G C G

REPEAT ALTERED CHORUS

OUTRO:

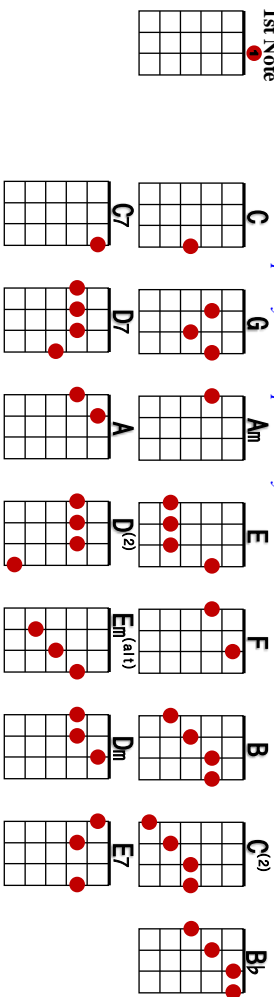
Mm, save - the last dance for me
 Mm-hm, save - the last dance for me

You've Got A Friend In Me

Randy Newman (from Disney's Toy Story), 1996

YouTube video tutorial: <https://youtu.be/p596PHyA38>

Simpler version
on NEXT PAGE



INTRO:

[Bouncy consistant strum: L D-UD-UD-UD-U]

C **G** **Am** **E** **F** **B**
 | x x x | x x x | x x x | x |
C₂ **B** **Bb** **B**
 | x x x | x | x x x | x |

VERSE 1:

G C C7

You've got a friend in me

F C

You've got a friend in me

C E Am

When the road looks - rough ahead

F C E Am

And you're miles and miles from your nice warm bed

F C E Am

You just remember what your old pal said

D7 G C A

Boy, you've got a friend in me

D7 G C

Yeah, you've got a friend in me

G Am E F G

VERSE 2:

G C C7

You've got a friend in me

F C

You've got a friend in me

C E Am

You got troubles and I got them too

F C E Am

There isn't anything I wouldn't do for you

F C E Am

If we stick together - we'll see it through

D7 G C A

Cus you've got a friend in me

D7 G C

You've got a friend in me

BRIDGE: B

Some other folks might be a - little bit smarter than I am

Am B Am

Bigger and stronger too - maybe

B C₂ B D₂

But none of them - will ever love you

Em A Dm G

The way I do - it's me and you, boy

VERSE 3: G C C7

And as the years go by

F C

Our friendship will never die

F C E E7 Am[hangl]

You're gonna see it's our des-ti-ny

D7 G C A

You've got a friend in me

D7 G C A

You've got a friend in me

D G C A

You've got a friend in me

D G C

You've got a friend in me

OUTRO: [s-l-o-w-i-n-g] C[hangl]

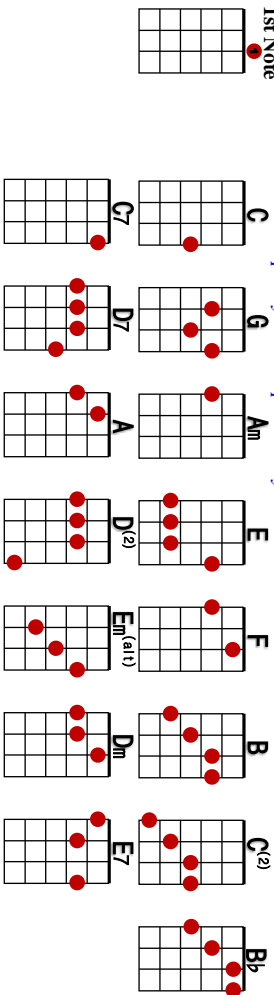
G Am E F G

You've Got A Friend In Me

Randy Newman (from Disney's Toy Story), 1996

Key: G Major
 YouTube video tutorial: <https://youtu.be/p596PHjyA38>

SIMPLER VERSION



INTRO:

[Bouncy consistant strum: L D-UD-UD-UD-U]

C G Am E7 F B
 C² x x | x | x x x | x x x |
 B Bb B
 | x x x | x | x x x |

VERSE 1:

C7

You've got a friend in me

F C

You've got a friend in me

F C E7 Am

When the road looks - rough ahead

F C E7 Am

And you're miles and miles from your nice warm bed

F C E7 Am

You just remember what your old pal said

D7 G C

Boy, you've got a friend in me

D7 G C

Yeah, you've got a friend in me

G Am E7 F G

VERSE 2:

C7

You've got a friend in me

F C

You've got a friend in me

F C E7 Am

You got troubles and I got them too

F C E7 Am

There isn't anything I wouldn't do for you

F C E7 Am

If we stick together - we'll see it through

D7 G C

Cus you've got a friend in me

D7 G C

You've got a friend in me

BRIDGE: B

Some other folks might be a - little bit smarter than I am

Am

Bigger and stronger too - maybe

B

But none of them - will ever love you

Em Dm G

The way I do - it's me and you, boy

VERSE 3:

C7

And as the years go by

F C

Our friendship will never die

F C E7 Am[hang]

You're gonna see it's our des-ti-ny

D7 G C

You've got a friend in me

D7 G C

You've got a friend in me

D G C

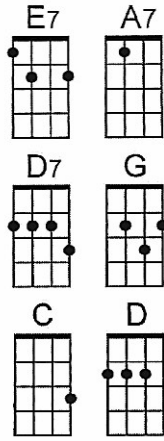
You've got a friend in me

OUTRO: [s-l-o-w-i-n-g] C[hang]

G Am E7 F G

CHORUS:

E7 A7
 Would you like to swing on a star?
D7 G
 Carry moonbeams home in a jar?
E7 A7
 And be better off than you are
 D7
 Or would you rather be a..



by Jimmy Van Heusen and Johnny Burke

G
 A Mule? (rest) ←
G C G C
 A mule is an animal with long funny ears.
G C G
 Kicks up at anything he hears.
A7 D
 His back is brawny but his brain is weak.
A7 D D7
 He's just plain stupid with a stubborn streak.
G C G E7
 And by the way, if you hate to go to school,
A7 D7 G
 You may grow up to be a mule, or... **CHORUS**

G
 A Pig? (rest) ←
G C G C
 (rest) A pig is an animal with dirt on his face:
G C G
 His shoes are a terrible disgrace.
A7 D
 He has no manners when he eats his food.
A7 D D7
 He's fat and lazy and extremely rude:
G C G E7
 But if you don't care a feather or a fig,
A7 D7 G
 You may grow up to be a pig, or...**CHORUS**

G
 A Fish? (rest) ←
G C G C
 A fish won't do anything, but swim in a brook:
G C G
 He can't write his name or read a book.
A7 D
 To fool the people is his only thought.
A7 D D7
 And though he's slippery, he still gets caught:
G C G E7
 But then if that sort of life is what you wish,
A7 D7 G
 You may grow up to be a fish.

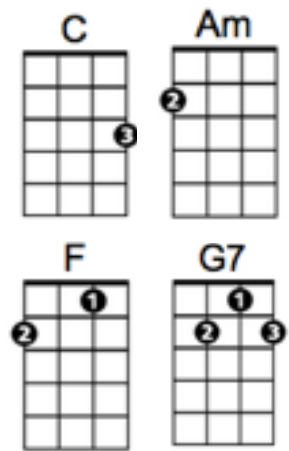
E7 A7
 And all the monkeys aren't in the zoo:
D7 G
 Every day you meet quite a few.
E7 A7
 So you see it's all up to you
D7 G E7
 You can be better than you are.
A7 D7 G E7
 You could be swingin' on a star
 (slowly)
A7 D7 G
 You could be swingin' on a star!



Andy's back! 5-22-12

Beginner Ukulele Lesson #4: **STAND BY ME** by Ben E. King
 Beginner Uke arrangement by Cynthia Lin, <http://cynthialin.com/ukulele>
 Tutorial video at <http://youtube.com/cynthialinmusic>

island strum: 1 2 3 4
 d - | d u | * u | d u
 *remember to drop your hand so you can come back up!
 timing: one island strum per chord shown



VERSE:

C C Am Am
 When the night has come, And the land is dark
F G7 C C
 And the moon is the only light we'll see

C C Am Am
 No I won't be afraid, no I won't be afraid
F G7 C C
 Just as long as you stand, stand by me, And darlin', darlin'

CHORUS:

C C Am Am
Stand by me, oh stand by me
F G7 C C
 oh stand Stand by me, stand by me

*practice singing just the underlined syllables on the first downbeat to build your singing-while-playing skills

VERSE:

C C C Am Am
 If the sky that we look upon, Should tumble and fall
F G7 C C
 And the mountains should crumble to the sea

C C Am Am
 I won't cry, I won't cry, no I won't shed a tear
F G7 C C
 Just as long as you stand, stand by me, And darlin', darlin'

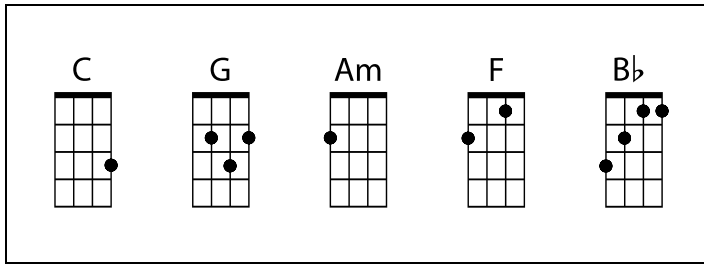
CHORUS x2:

C C Am Am
Stand by me, oh stand by me
F G7 C C
 oh stand Stand by me, stand by me

Let it Be (in C Major)

Beatles

Strum: Dd D D U d = unaccented strum
 1 +2 + 3 + 4 +



Intro: / C --- / G --- / Am --- / F --- /
 / C --- / G --- / F --- / C --- /

C **G**
 When I find myself in times of trouble
Am **F**
 Mother Mary comes to me
C **G** **F** **C**
 Speaking words of wisdom, let it be.
C **G**
 And in my hour of darkness
Am **F**
 She is standing right in front of me
C **G** **F** **C**
 Speaking words of wisdom, let it be.

Am **G** **F** **C**
 Let it be, let it be, let it be, let it be.
C **G** **F** **C**
 Whisper words of wisdom, let it be.

C **G**
 And when the broken hearted people
Am **F**
 Living in the world agree,
C **G** **F** **C**
 There will be an answer, let it be.
C **G**
 For though they may be parted there is
Am **F**
 Still a chance that they will see
C **G** **F** **C**
 There will be an answer, let it be.

Am **G** **F** **C**
 Let it be, let it be, let it be, let it be.
C **G** **F** **C**
 There will be an answer, let it be.

Am **G** **F** **C**
 Let it be, let it be, let it be, let it be.
C **G** **F** **C**
 Whisper words of wisdom, let it be.

C **G**
 And when the night is cloudy,
Am **F**
 There is still a light that shines on me,
C **G** **F** **C**
 Shine on until tomorrow, let it be.
C **G**
 I wake up to the sound of music
Am **F**
 Mother Mary comes to me
C **G** **F** **C**
 Speaking words of wisdom, let it be.

Am **G** **F** **C**
 Let it be, let it be, let it be, let it be.
C **G** **F** **C**
 There will be an answer, let it be.

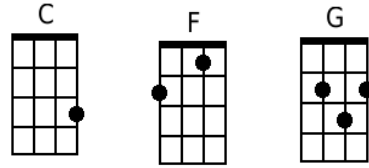
Am **G** **F** **C**
 Let it be, let it be, let it be, let it be.
C **G** **F** **C**
 Whisper words of wisdom, let it be.

Outro: F C Bb G F C

F C Bb G F C

Bb C \

Forever Young – Bob Dylan



[Intro] x4

C

May God bless and keep you always, May your wishes all come true

May you always do for others, And let others do for you

May you build a ladder to the stars, And climb on every rung

And may you stay forever young, may you stay forever young

May you grow up to be righteous, May you grow up to be true

May you always know the truth, And see the lights surrounding you

May you always be courageous, Stand upright and be strong

And may you stay forever young, may you stay forever young

May your hands always be busy, May your feet always be swift

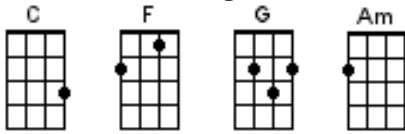
May you have a strong foundation, When the winds of changes shift

May your heart always be joyful, May your song always be sung

And may you stay forever young, may you stay forever young

Yes, may you stay forever young

Bob Marley - One Love [Key of C] *(tune down 1 step for orig. key of Bb)*



Strum Pattern: xxDUxxDU or Swing Shuffle

Intro: [Cx2] [Gx2] [F] [C] [G] [C]

[Cx2] One love... [Gx2] one heart...

[F] Let's get to [C] gether and [G] feel al [C] right.

(Hear the chil [Cx2] dren crying) One love...

(Hear the children [Gx2] crying) One heart...

Give [F] thanks and praise to the [C] Lord and I will [G] feel al [C] right.

Sayin: [F] Let's get to [C] gether and [G] feel al [C] right. *(whoa, whoa, whoa)*

[C] Let them all [Am] pass all their [F] dirty re [C] marks,

(One [C] love) There is one [Am] question,

I'd [F-] really [-G] love to [C] ask, *(One [C] heart)*

Is there a [Am] place, for the [F] hopeless [C] sinner?

Who [C] has hurt all [Am] mankind,

Just to [F-] [-G] save his [C] own, beliefs? *(Believe me)*

[Cx2] One love, *(What about the [Gx2] one heart?)* one heart, *(what about)*

[F] Let's get to [C] gether and [G] feel al [C] right. *(as it was in the beginning)*

[Cx2] One love, *(so it shall it be in the end)* [Gx2] one heart, *(all right!)*

Give [F] thanks and praise to the [C] Lord and I will [G] feel al [C] right.

[F] Let's get to [C] gether and [G] feel al [C] right. *(One more thing)*

[C] Let's get to [Am] gether,

To fight [F] this Holy Arma [C] geddon, *(One [C] love)*

So when the time [Am] comes,

There will [F-] be [-G] no-no [C] doom. *(One [C] song)*

Have pity on [Am] those, whose [F] chances grow [C] thinner.

There [C] ain't no hiding [Am] place, from the [F-] Father [-G] of Crea [C] tion.

Sayin: [Cx2] One love, *(What about the [Gx2] one heart?)* one heart, *(what about)*

[F] Let's get to [C] gether and [G] feel al [C] right. *(I'm pleading to mankind)*

[Cx2] One love, *(hear the children crying)* [Gx2] one heart,

Give [F] thanks and praise to the [C] Lord and I will [G] feel al [C] right.

[F] Let's get to [C] gether and [G] feel al [C] right. [2x]

[F] Let's get to [C] gether and [G] feel al [C] right...

You Raise Me Up

artist: Westlife, writer: Rolf Løvland, Brendan Graham

Josh Groban – Westlife: <https://www.youtube.com/watch?v=4sNkK0EmfoY> Capo on 3rd fret

Intro: [C]

When I'm [C] down and, [F] oh my soul, so [C] weary
When troubles come and [F] my heart burdened [G] be
Then I am [F] still and wait here in the [C] silence
[F] Until you [C] come and [G] sit awhile with [C] me.

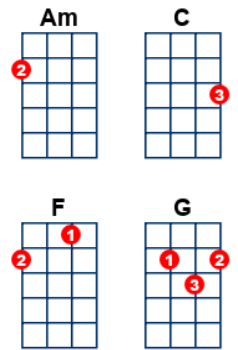
You raise me [Am] up, so [F] I can stand on [C] mountains [G]
You raise me [Am] up, to [F] walk on stormy [C] seas [G]
I am [C] strong, when [F] I am on your [C] shoulders [F]
You raise me [C] up, to [G] more than I can [C] be.

There is no [C] life - no [F] life without its [C] hunger
Each restless heart, [F] beats imperfectly [G]
But when you [F] come and I am filled with [C] wonder [F]
Sometimes, I [C] think I [G] glimpse eternity [C].

You raise me [Am] up, so [F] I can stand on [C] mountains [G]
You raise me [Am] up, to [F] walk on stormy [C] seas [G]
I am [C] strong, when [F] I am on your [C] shoulders [F]
You raise me [C] up, to [G] more than I can [C] be.

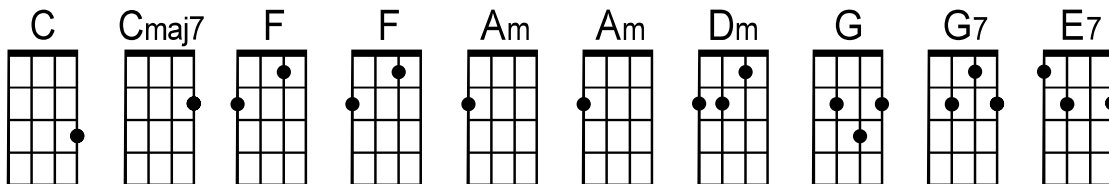
You raise me [Am] up, so [F] I can stand on [C] mountains [G]
You raise me [Am] up, to [F] walk on stormy [C] seas [G]
I am [C] strong, when [F] I am on your [C] shoulders [F]
You raise me [C] up, to [G] more than I can [Am] be. [F]
You raise me [C] up, to [G] more than I can [Am] be. [F]

You raise me [C] up, to [G] more than I can [C] be.



Imagine

by John Lennon



C Cmaj7 F C Cmaj7 F
 Imagine there's no heaven. It's easy if you try
 C Cmaj7 F C Cmaj7 F
 No hell be-low us. Above us only sky
 F/C Am/C Dm F G C G7
 Imagine all the people, living for to-day

C Cmaj7 F C Cmaj7 F
 Imagine there's no countries. It isn't hard to do
 C Cmaj7 F C Cmaj7 F
 Nothing to kill or die for, and no religion, too.
 F/C Am/C Dm F G C G7
 Imagine all the people, living life in peace.

F G7 C E7 F G7 C E7
 You may say I'm a dreamer, but I'm not the only one
 F G7 C E7 F G7 C
 I hope some day you'll join us, and the world will be as one

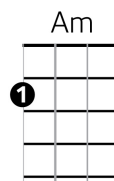
C Cmaj7 F C Cmaj7 F
 Imagine no po-ssessions, I wonder if you can
 C Cmaj7 F C Cmaj7 F
 No need for greed or hunger. A brother-hood of man
 F/C Am/C Dm F G C G7
 Imagine all the people sharing all the world.

F G7 C E7 F G7 C E7
 You may say I'm a dreamer, but I'm not the only one
 F G7 C E7 F G7 C
 I hope some day you'll join us, and the world will live as one

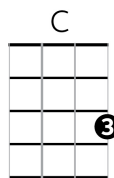
ONE DAY • Matisyahu

Intro (x 2): C (4) • G (4) • Am (4) • F (4) (throughout) * Strum: Reggae - Accent 2nd & 4th beats

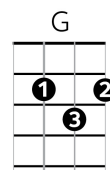
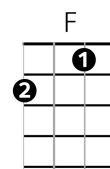
C G Am F
SOMETIMES I LAY UNDER THE MOON • AND THANK GOD I'M BREATHIN'
C G Am F
THEN I PRAY: DON'T TAKE ME SOON • 'CAUSE I'M HERE FOR A REASON



Pre-Chorus: C G Am F
SOMETIMES IN MY TEARS I DROWN • BUT I NEVER LET IT GET ME DOWN
C G Am F
SO WHEN NEGATIVITY SURROUNDS • I KNOW SOME DAY IT'LL ALL TURN AROUND



CHORUS: C G
ALL MY LIFE I'VE BEEN WAITING FOR
Am F
I'VE BEEN PRAYING FOR • FOR THE PEOPLE TO SAY
C G
THAT WE DON'T WANNA FIGHT NO MORE
Am F
THERE WILL BE NO MORE WARS • AND OUR CHILDREN WILL PLAY
C G Am F C G Am F
ONE DAY, ONE DAY, ONE DAY . . . ONE DAY, ONE DAY, ONE DAY . . .



C G Am F
IT'S NOT ABOUT WIN OR LOSE • WE ALL LOSE
C / / G / /
WHEN THEY FEED ON THE SOULS OF THE INNOCENT • BLOOD-DRENCHED PAVEMENT
Am / / F / /
KEEP ON MOVING THOUGH THE WATERS STAY RAGING
C G Am F
IN THIS MAZE YOU CAN LOSE YOUR WAY (YOUR WAY)
C G Am F / - / - / ----
IT MIGHT DRIVE YOU CRAZY BUT DON'T LET IT FAZE YOU • NO WAY (NO WAY)

* *Pre-Chorus + Chorus*

Bridge: C / / G / /
ONE DAY THIS ALL WILL CHANGE • TREAT PEOPLE THE SAME
Am / / F / /
STOP THE VIOLENCE • DOWN WITH THE HATE
C / / G / /
ONE DAY WE'LL ALL BE FREE • AND PROUD TO BE
Am / / F / /
UNDER THE SAME SUN • SINGING SONGS OF FREEDOM LIKE . . .
C G Am F C G Am F
WOY YO . . . WOY YO YO YO WOY YO . . . WOY YO YO YO

* *Chorus (x 1)*

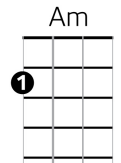
* **END:** C (4) G (4) Am (4) F (4) • C / - - / - - G / - - / - - Am / - - / - - F / - - / - - **C / SLOW**

SIMPLE SONG OF FREEDOM • Bobby Darin

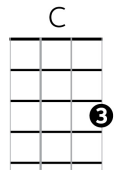
Intro: C (4) G (4) C (8) F (8) C(8) • G (8) Am (8) F(4) G (4) C (8)

<i>Chorus:</i>	C	G	C
	COME AND SING A SIMPLE SONG OF FREEDOM.		
	F		C
	SING IT LIKE YOU'VE NEVER SUNG BEFORE.		
	G		Am
	LET IT FILL THE AIR, TELL THE PEOPLE EVERYWHERE,		
	F	G	C
	WE, THE PEOPLE HERE, DON'T WANT A WAR		

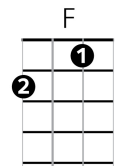
C G C
HEY THERE, MISTER BLACK MAN, CAN YOU HEAR ME?
F C
I WON'T DIG YOUR DIAMONDS OR HUNT YOUR GAME.
G Am
I JUST WANT TO BE, SOMEONE KNOWN TO YOU AS ME.
F G C
AND I WILL BET MY LIFE YOU WANT THE SAME.



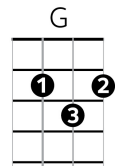
C G C
SEVEN HUNDRED MILLION ARE YOU LISTENING?
F C
MOST OF WHAT YOU READ IS MADE OF LIES.
G Am
SPEAKING ONE TO ONE, AIN'T IT EVERYBODY'S SUN
F G C
TO WAKE TO IN THE MORNING WHEN WE RISE? * Chorus (x1)



C G C
BROTHER YARESHENKO, ARE YOU BUSY?
F C
IF NOT WOULD YOU DROP A FRIEND A LINE?
G Am
TELL ME IF THE MAN, WHO IS PLOWING UP YOUR LAND,
F G C
HAS GOT THE WAR MA-CHINE UPON HIS MIND. * Chorus (x1)



C G C
NO DOUBT, SOME FOLKS ENJOY DOING BATTLE.
F C
LIKE PRESIDENTS, PRIME MINISTERS AND KINGS.
G Am
SO, LET'S ALL BUILD THEM SHELVES, WHERE THEY CAN FIGHT AMONG THEMSELVES.
F G C
AND LEAVE THE PEOPLE BE, WHO WANT TO SING. * Chorus (x1)



Outro: G Am F G C
|: LET IT FILL THE AIR, TELL THE PEOPLE EVERYWHERE, WE, THE PEOPLE HERE, DON'T WANT A WAR. :|
F G C
WE, THE PEOPLE HERE, DON'T WANT A WAR

He Ain't Heavy

artist: The Hollies, writer: Bobby Scott and Bob Russell

<https://www.youtube.com/watch?v=Jl5vi9ir49g>

[G] [D] [Em] [D]

With some changes suggested by Keith Clatworthy

The [G] road is long [D]
With many a [C] winding turn
[Am7] That [D] leads us to [Em] who knows [F] where
Who knows [Am7] where [D]

[D7] But I'm [G] stro[D]ng
Strong enough to [Em] carry [Eb] him
[G] He ain't heavy, [Am7] [D7] he's my [G] brother [Am7]

So [D7] on we [G] go [D]
His welfare is [C] my concern [Am7]
No [D] burden is [Em] he to [F] bear
We'll get [Am7] there [D] [D7]

For I [G] know [D]
He would not en[Em]cumber [Eb] me
[G] He ain't heavy, [Am] [D] he's my [G] brother

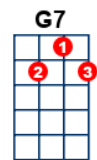
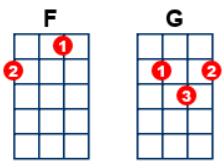
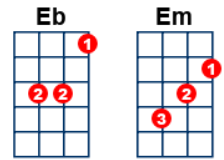
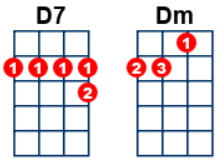
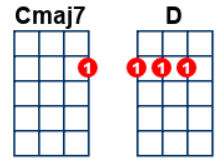
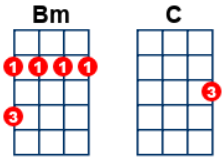
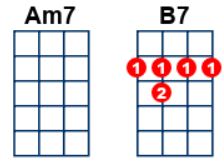
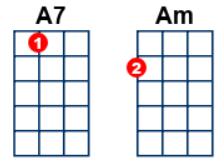
[G7] If I'm [C] laden at [D7] all
Then I'm [C] laden with sad[D7]ness
That [Bm] everyone's [Dm] heart
Isn't [Cmaj7] filled [B7] with the [Em] gladness [G7]
Of [C] love [A7] for one an[D7]other

[D] It's a long, long [G] road [D]
From which there is [C] no return [Am7]
[D] While we're on the [Em] way to [F] there
Why not [Am7] share [D] [D7]

And the [G] load [D]
Doesn't weigh me [Em] down at [Eb] all
[G] He ain't heavy [Am7] [D7] he's my [G] brother

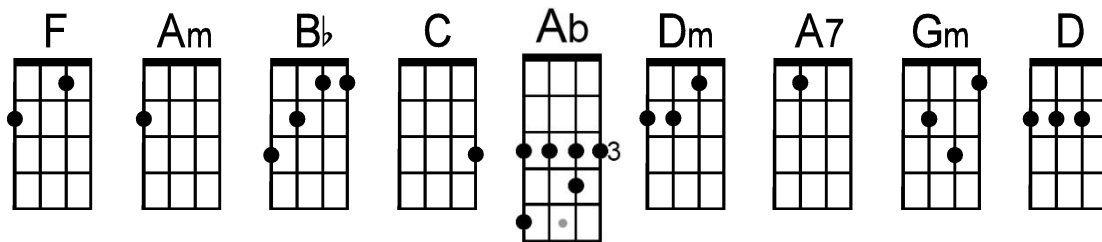
Instrumental of first verse

[D] He's my [G] brother [D] [Em] [D] [D7]
He ain't [G] heavy [D], he's my [Cmaj7] brother [G]



A Summer Song (Key of F)

by Chad Stuart, Clive Metcalfe and Keith Noble (1964)



Intro: F . Am . | Bb . C . | F . Am . | Bb . C . |

F . Am . | Bb . C . | F . Am . | Bb .
Trees_____ swaying in the sum-mer— breeze_____

C . | F . Am . | Bb . C . | F .
Showing off their sil— ver leaves_____ as we walk by—

Am . | Bb . C . | F . Am . | Bb .
Soft_____ kisses on a sum-mer's day_____

C . | F . Am . | Bb . C . | F . Am . | Bb . C . |
Laughing all our cares— a- way_____ just you and I_____

F . Am . | Bb . C . | F . Am . | Bb .
Swee_____ eet_____ sleepy warmth of sum-mer— nights_____

C . | F . Am . | Bb . C . | F . Ab . | Bb . | F . . . |
Gazing at the dist-ant— lights_____ in the star-ry— sky_____

Bridge: Bb . . . | C . . . | F . . . | Dm . . . |
They say that all good things must end_____ some day_____

Bb . . . | C . . . | Dm\ — \ \ — | Dm\ — \ \
Au_____ tumn leaves_____ must fall_____

— | F . . . | A7 . . .
But don't you know— that it hurts me— so—

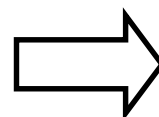
| Dm . . . | Am . Gm . |
To say good-bye to you_____ u-u-u_____

Dm . . . | C . . . | Dm . . . | C . . .
Wish you didn't have to go_____ no, no-no— no_____

. | F . Am . | Bb . C . | F . Am . | Bb .
And when the rain_____ beats a-against my win-dow— pane_____

C . | F . Am . | Bb . C . | F . Am . | Bb . C . |
I'll think of summer days— a-gain_____ and dream of you_____

F . Ab . | Bb . | F . . . |



Bridge:

Bb . . . | C . . . | F . . . | Dm . . . |
They say that all good things must end----- some day-----

Bb . . . | C . . . | Dm\ - \ - | Dm\ - \ -
Au----- tumn leaves----- must fall-----

- | F . . . | A7 . . . |
But don't you know----- that it hurts me so-----

| Dm . . . | Am . Gm . |
To say good-bye to you-----u-u-u-----

Dm . . . | C . . . | Dm . . . | C . . . |
Wish you didn't have to go----- no, no-no-- no-----

. | F . Am . | Bb . C . | F . Am . | Bb .
And when the rain----- beats a-gainst my win-dow-- pane-----

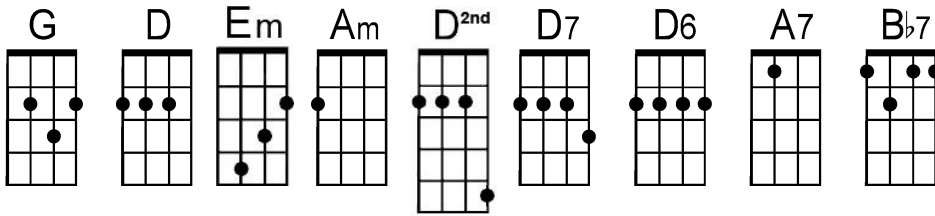
C . . | F . Am . | Bb . C . | F . Am . | Bb
I'll think of summer days-- a-gain----- and dream of you-----

. C . . | F . Am . | Bb . C . | D\
And dream of you-----

San Jose Ukulele Club
(v3 - 7/21/19)

All You Need Is Love

John Lennon(1967)



"La Marseillaise" tease

G . D . | G . . . | C . . | D

a 0 0 5 2 2 3 3 0

e 3 3 3 3 3 0 2

c 2 2

Intro: 1 2 3 4 5 6 7 | 1 2 3 4 5 6 7 |

G . D . Em . . | G . D . Em . . |

*Love, love, love Love, love, love

1 2 3 4 | 1 2 3 4 | 1 2 3 4 5 & 6 2nd & 7 |

D7 . G . | D . . . | D^{2nd} . D7 . D6\ D7\ D^{2nd} D7\ |

*Love, love, love,

1 2 3 4 5 6 & 7 |

G . D . Em . . |

* There's Nothing you can do that can't be done

1 2 3 4 5 6 & 7 |

G . D . Em . . |

* Nothing you can sing that can't be sung

1 2 3 4 | 1 2 3 4

Am/c . G . | D . . . |

* Nothing you can say but you can learn how to play the game

1 2 3 4 5 & 6 2nd & 7 |

D^{2nd} . D7 . D6\ D7\ D^{2nd} D7\ |

It's ea—sy

1 2 3 4 5 6 & 7 |

G . D . Em . . |

* Nothing you can make that can't be made

1 2 3 4 5 6 & 7 |

G . D . Em . . |

* No one you can save that can't be saved

1 2 3 4 | 1 2 3 4

Am/c . G . | D . . . |

* Nothing you can do but you can learn how to be you in time

1 2 3 4 5 & 6 2nd & 7 |

D^{2nd} . D7 . D6\ D7\ D^{2nd} D7\ |

It's ea—sy

Chorus: 1 2 3 4 | 1 2 3 4 | 1 2 3 4 | 1 2 3 4 |

G . A7 . | D7 . . . | G . A7 . | D7 . . . |

All you need is love All you need is love

1 2 3 4 | 1 2 3 4 | 1 2 3 4 | 1 2 |

G . B7 . | Em . G . | C . D7 . | G\ D\ |

All you need is love, love Love is all you need



Instrumental verse:

1 2 3 4 5 6 7 | 1 2 3 4 5 6 7 |
G . **D** . **Em** . . | **G** . **D** . **Em** . . |
 *Love, love, love Love, love, love

1 2 3 4 | 1 2 3 4 | 1 2 3 4 5 & 6 2nd & 7 |
D7 . **G** . **D** . . | **D** . . . | **D**^{2nd} . **D7** . **D6\ D7\ D**^{2nd} **D7** |
 *Love, love, love

Chorus: 1 2 3 4 | 1 2 3 4 | 1 2 3 4 | 1 2 3 4 |
G . **A7** . | **D7** . . . | **G** . **A7** . | **D7** . . . |
 All you need is love All you need is love

1 2 3 4 | 1 2 3 4 | 1 2 3 4 | 1 2 |
G . **B7** . | **Em** . **G** . | **C** . **D7** . | **G\ D** |
 All you need is love, love Love is all you need

1 2 3 4 5 6 & 7 |
G . **D** . **Em** . . |
 *Nothing you can know that isn't known

1 2 3 4 5 6 & 7 |
G . **D** . **Em** . . |
 *Nothing you can see that isn't shown

1 2 3 4 | 1 2 3 4 |
Am/c . **G** . | **D** . . . |
 *Nowhere you can be that isn't where you're meant to be,

| 1 2 3 4 5 & 6 & 7 |
 | **D**^{2nd} . **D7** . **D6\ D7\ D**^{2nd} **D7** |
 It's ea—sy

Chorus: 1 2 3 4 | 1 2 3 4 | 1 2 3 4 | 1 2 3 4 |
G . **A7** . | **D7** . . . | **G** . **A7** . | **D7** . . . |
 All you need is love All you need is love

1 2 3 4 | 1 2 3 4 | 1 2 3 4 | 5 6 |
G . **B7** . | **Em** . **G** . | **C** . **D7** . | **G\ D** |
 All you need is love, love Love is all you need

1 2 3 4 | 1 2 3 4 | 1 2 3 4 | 1 2 3 4 |
G . **A7** . | **D7** . . . | **G** . **A7** . | **D7** . . . |
 All you need is love (all to-gether now) All you need is love (every-body)

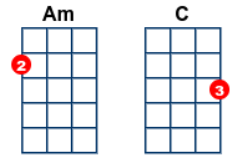
1 2 3 4 | 1 2 3 4 | 1 2 3 4 | 1 2 |
G . **B7** . | **Em** . **G** . | **C** . **D7** . | **G** . |
 All you need is love, love Love is all you need

Coda: | 1 2 3 4 | 1 2 3 4 |
 | **G** . . . | . . . |
 Love is all you need Love is all you need (repeat and fade)
 (Love is all you need) (Love is all you need)

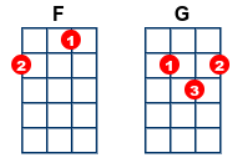
Peace Train

key:F, artist:Cat Stevens writer:Cat Stevens

Now [C] I've [G] been [C] happy [G] late-[C]ly,
[F] thinking a-[C]bout the [F] good things to come
And [G] I be-[Am] lieve it could be,
[F] something [G] good [F] has begun



Oh [C] I've [G] been [C] smiling [G] late-[C]ly,
[F] dreaming a-[C]bout the [F] world as one
And [G] I be-[Am] lieve it could be,
[F] some [G] day it's [F] going to come



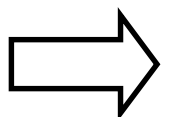
Cause [C] out [G] on the [C] edge of [G] dark-[C]ness,
[F] there [C] rides a [F] peace train
Oh peace [G] train [Am] take this country,
[F] come [G] take me [F] home again

Now [C] I've [G] been [C] smiling [G] late-[C]ly,
[F] thinking a-[C]bout the [F] good things to come
And [G] I be-[Am] lieve it could be,
[F] something [G] good [F] has begun

Oh [C] peace [G] train [C] sounding [G] lou-[C]der
[F] Glide [C] on the [F] peace train
[F] oooo[G] oooo [Am] oo
[F] come [G] on the [F] peace train

[C] peace [G] train [C] holy [G] rol-[C]ler
[F] Everyone [C] jump upon the [F] peace train
[F] oooo [G] oooo [Am] oo
[F] Come on [G] now [F] peace train

[C] Get [G] your [C] bags to-[G]geth-[C]er,
[F] go [C] bring your [F] good friends too
[F] Cause [G] it's [Am] getting nearer,
[F] it [G] soon will [F] be with you



Now [C] come [G] and [C] join the [G] liv-[C]ing,
[F] it's [C] not so [F] far from you
And [G] it's [Am] getting nearer,
[F] soon [G] it will [F] all be true

Oh [C] peace [G] train [C] sounding [G] lou-[C]der
[F] Glide [C] on the [F] peace train
[F] oooo [G] oooo [Am] oo
[F] come [G] on the [F] peace train

[C] [F] [F] [G] [Am] [F] [G] [F]

Now [C] I've [G] been [C] crying [G] late-[C]ly,
[F] thinking a-[C]bout the [F] world as it is
Why [G] must we [Am] go on hating,
[F] why [G] can't we [F] live in bliss?

Cause [C] out [G] on the [C] edge of [G] dark-[C]ness,
[F] there [C] rides a [F] peace train
Oh peace [G] train [Am] take this country,
[F] come [G] take me [F] home again

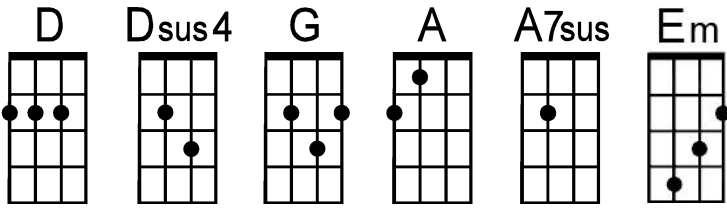
Oh [C] peace [G] train [C] sounding [G] lou-[C]der
[F] Glide [C] on the [F] peace train
[F] oooo [G] oooo [Am] oo
[F] come [G] on the [F] peace train

[C] peace [G] train [C] holy [G] rol-[C]ler
[F] Everyone [C] jump upon the [F] peace train
[F] oooo [G] oooo [Am] oo
[F] Come on [G] come on [Am] come on
[F] Come [G] on the [Am] peace train
[F] is [G] this the peace

[C] [F]

Peaceful Easy Feeling (Key of D)

by Jack Tempchin (1972)



Intro: D . . . | Dsus4 . . . | D . . . | Dsus4 . . . | D . . . | Dsus4 . . . |

D . . . | G . . . | D . . . | G . . . |
I like the way your spark-ling ear—— rings lay——

D . . . | G . . . | A . . . | . . . |
a-gainst your skin—— so brown——

D . . . | G . . . | D . . . | G . . . |
And I want to sleep with you in the des——ert to——night——

D . . . | G . . . | A . . . | . . . |
With a bil——lion stars all a——round——

Chorus: . . . | G . . . | . . . | D . . . | . . . | . . . |
'Cause I've got a peace——ful—— eas-y feel-in'——

G . . . | . . . | A7sus . . . | A . . . |
And I know you won't—— let me down——

. . . | D . . . | Em . . . | G . . . | A . . . | D . . . |
'Cause I'm all—— read-y stand——in'—— on the ground

Dsus4 . . . | D . . . | Dsus4 . . . |

D . . . | G . . . | D . . . | G . . . |
And I found out—— a long time—— a-go——

D . . . | G . . . | A . . . | . . . |
What a (wo)man can do—— to your soul——

D . . . | G . . . | D . . . | G . . . |
Ah, but (s)he can't take you a——ny way

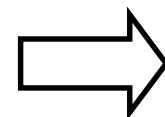
D . . . | G . . . | A . . . | . . . |
You don't al——ready know—— how to go——

Chorus: . . . | G . . . | . . . | D . . . | . . . | . . . |
'Cause I've got a peace——ful—— eas-y feel-in'——

G . . . | . . . | A7sus . . . | A . . . |
And I know you won't—— let me down——

. . . | D . . . | Em . . . | G . . . | A . . . | D . . . |
'Cause I'm all—— read-y stand——in'—— on the ground——

Dsus4 . . . | D . . . | Dsus4 . . . |



D | G | D | G |
I get this feel-in' I may know—— you——

D | G | A | |
As a lov—er and a friend——

D | G | D | G |
But this voice keeps whisp—er—in'—— in my oth—er ear

. . . . | D | G | A |
Tells me I may never see— you a—gain——

Chorus: 'Cause I get a peace—ful—— eas—y feel-in'—— | | | |

G | | A7sus | A |
And I know you won't let me down——

. . . . | D | Em | G | A |
'Cause I'm all—— read-y stand—in'——

. . . . | D | Em | G | A |
I'm—— all——all—— read-y stand—in'——

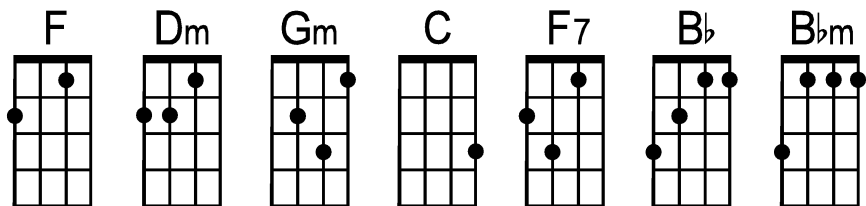
. . . . | D | Em | G | A |
Yes, I'm all——all—— read-y stand—in'——

. . . . | D | Em | G | A | D\ |
On the ground—— Oo— Oo— Oo— Oo—

San Jose Ukulele Club
(v1d - 10/16/21)

Today (Key of F with no key change)

by Randy Sparks (The New Christie Minstrels) 1964



Intro: F . . | Dm . . | Gm . . | C . .

Chorus: | F . . | Dm . . | Gm . . | C . .
 To-day— while the blos-soms still cling— to the vine—
 . | F . . | Dm . . | Gm . . | C . .
 I'll taste your straw-ber-ries, I'll drink your sweet wine—
 | F . . | F7 . . | Bb . . | Bbm . . |
 A mill-ion to-mor-rows shall all— pass a-way—
 F . . | Dm . . | Gm . . | C . . | . . .
 Ere I for-get— all the joy— that is mine—
 | F . . | Dm . . | Gm . . | C . . |
 To-day—

F . . | Dm . . | Gm . . | C . .
 I'll— be a dan-dy and I'll— be a ro-ver—
 | F . . | Dm . . | Gm . . | C . .
 You'll know— who I am— by the song— that I sing—
 | F . . | Dm . . | Gm . . | C . .
 I'll feast— at your ta-ble— I'll sleep— in your clo-ver
 | Bb . . | C . . | F . . | C . .
 Who cares— what the mor-row shall bring—

Chorus: | F . . | Dm . . | Gm . . | C . .
 To-day— while the blos-soms still cling— to the vine—
 . | F . . | Dm . . | Gm . . | C . .
 I'll taste your straw-ber-ries, I'll drink your sweet wine—
 | F . . | F7 . . | Bb . . | Bbm . . |
 A mill-ion to-mor-rows shall all— pass a-way—
 F . . | Dm . . | Gm . . | C . . | . . .
 Ere I for-get— all the joy— that is mi— i— ine—
 | F . . | Dm . . | Gm . . | C . .
 To-day—

. | F . . . | Dm . . . | Gm . . . | C . .
 I can't— be con-ten—ted with yes—ter—day's glor—y
 . | F . . . | Dm . . . | Gm . . . | C . . .
 I can't— live on prom-is—es win—ter— to spring—
 | F . . . | Dm . . . | Gm . . . | C . . .
 To-day— is my mo—ment and now— is my stor—y
 | Bb . . . | C . . . | F . . . | C . . .
 I'll laugh— and I'll cry— and I'll sing—

Chorus: | F . . . | Dm . . . | Gm . . . | C . .
 To-day— while the blos-soms still cling— to the vine—
 . | F . . . | Dm . . . | Gm . . . | C . . .
 I'll taste your straw-ber-ries, I'll drink your sweet wine—
 | F . . . | F7 . . . | Bb . . . | Bbm . . . | (hold)
 A mill-ion to-mor-rows shall all— pass a-way—
 F . . . | Dm . . . | Gm . . . | C . . . |
 Ere I for-get— all the joy— that is mi—i—ine—
 | F . . . | Dm . . . | Gm . . . | C . . . | F\

San Jose Ukulele Club
 (v3c - 4/3/20)

It's A Small World

key:G, artist:Disney writer: Robert B. Sherman and Richard M. Sherman

It's a **[G]** world of laughter, a **[D7]** world of tears

It's a world of hopes, it's a **[G]** world of fear

There's so much that we **[G7]** share

That it's **[C]** time we're **[Am]** aware

It's a **[D7]** small world after **[G]** all

[G] It's a small world **[D7]** after all

It's a small world **[G]** after all

It's a **[G7]** small world **[C]** after **[Am]** all

It's a **[D7]** small, small **[G]** world

There **[G]** is just one moon and **[D7]** one golden sun

And a smile means friendship **[G]** to everyone

Though the mountains div-ide **[G7]**

and the **[C]** oceans are **[Am]** wide

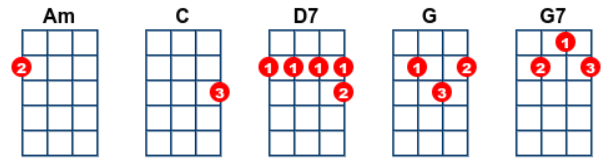
It's a **[D7]** small world after **[G]** all.

[G] It's a small world **[D7]** after all

It's a small world **[G]** after all

It's a **[G7]** small world **[C]** after **[Am]** all

It's a **[D7]** small, small **[G]** world



Chorus!
Chorus!
Chorus!

C F Am G
To everything, turn, turn, turn,
C F Am G
There is a season, turn, turn, turn,
F Am Dm G C
And a time to every purpose, under heaven.



1
9
1
9
|
2
0
1
4



Peter "Pete" Seeger was an American folk singer and activist who was a fixture on 1940s radio. He had a string of hit records during the early 1950s as a member of the Weavers. Black-listed during the McCarthy Era, Seeger re-emerged in the 1960s as a prominent protest singer in support of international disarmament, civil rights, counter-culture and environmental causes. The inscription on his banjo says: "This machine surrounds hate and forces it to surrender."

Turn! Turn! Turn!

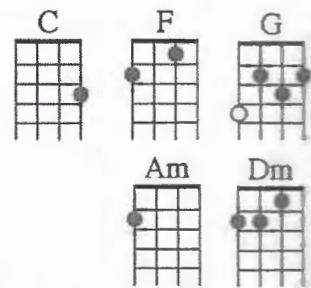
by Pete Seeger

(with words from the Book of Ecclesiastes)

C G C
A time to be born, a time to die
G C
A time to plant, a time to reap
G C
A time to kill, a time to heal
F Am Dm G C
A time to laugh, a time to weep. **CHORUS**

C G C
A time to build up, a time to break down
G C
A time to dance, a time to mourn
G C
A time to cast away stones
F Am Dm G C
A time to gather stones together. **CHORUS**

C G C
A time of love, a time of hate
G C
A time of war, a time of peace
G C
A time you may embrace
F Am Dm G C
A time to refrain from embracing. **CHORUS**

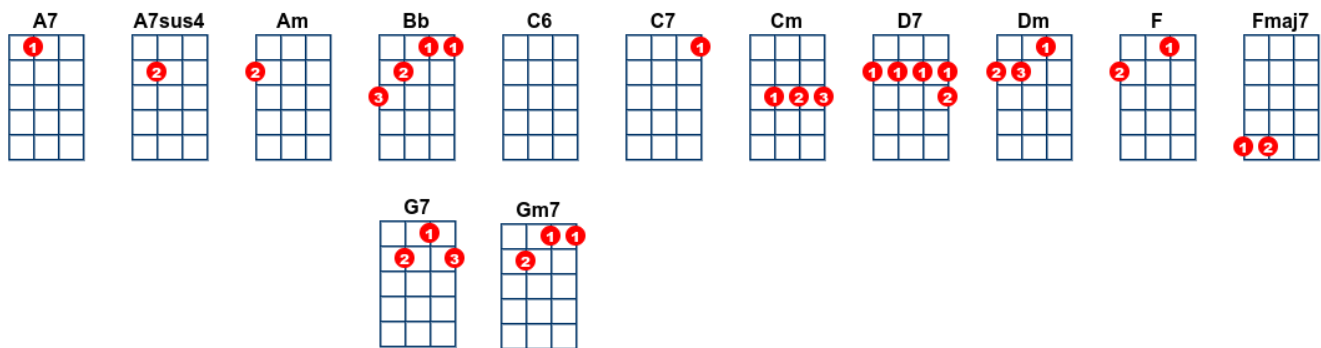


C G C
A time to gain, a time to lose
G C
A time to rend, a time to sew
G C
A time to love, a time to hate
F Am Dm G C
A time for peace, I swear it's not too late. **CHORUS**

What The World Needs Now

3/4 Time

key:Am, artist:Jackie DeShannon writer:Burt Bacharach, Hal David



[Am][Dm][Am][Dm]

/// /// /// *

[NC] [Am] [Dm] [Am] [Dm]
What the world needs now is love, sweet love.

[Bb] [C6] [C7]
It's the only thing that there's just too little of.

[Am] [Dm] [Am] [Dm]
What the world needs now is love, sweet love.

[Bb] [A7sus4] [A7]
No, not just for some, but for everyone.

[Fmaj7]
Lord, we don't need another mountain,
[Cm] [F] [Bb]
there are mountains and hillsides enough to climb.

[Cm] [F] [Bb]
There are oceans and rivers enough to cross,

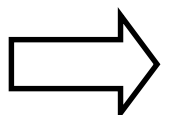
[Dm] [G7] [Gm7][C7]
enough to last till the end of time

[Am] [Dm] [Am] [Dm]
What the world needs now is love sweet love.

[Bb] [C6] [C7]
It's the only thing that there's just too little of.

[Am] [Dm] [Am] [Dm]
What the world needs now is love, sweet love.

[Bb] [A7sus4] [A7]
No, not just for some, but for everyone.



[Fmaj7]

Lord, we don't need another meadow,

there are **[Cm]** cornfields and **[F]** wheat fields **[Bb]** enough to grow

There are **[Cm]** sunbeams and **[F]** moonbeams **[Bb]** enough to shine,

oh **[Dm]** listen Lord, **[G7]** if you want to **[Gm7][C7]** know

What the **[Am]** world needs **[Dm]** now is **[Am]** love, **[Dm]** sweet love.

[Bb] It's the only thing that there's **[C6]** just too **[C7]** little of

What the **[Am]** world needs **[Dm]** now is **[Am]** love, **[Dm]** sweet love.

[Bb] No, not just for some, but for **[A7]** everyone **[D7]**

[Bb] No not just the some **[Bb]**

Slower on last line

[Am][Dm][Bb][Bb][F] **[F]**
Just for eve- ry one

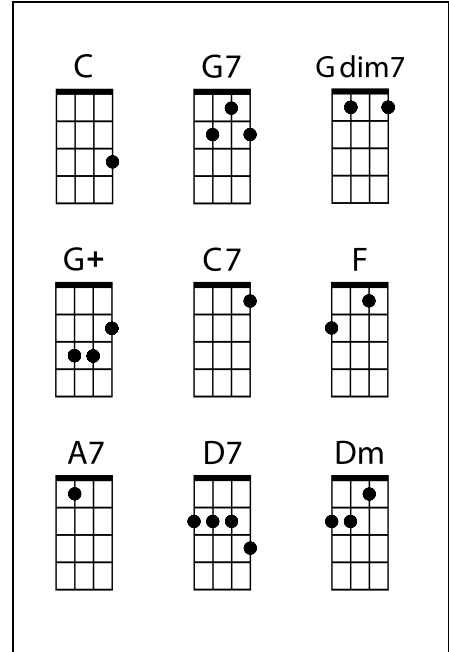
Happy Trails / Aloha 'Oe Medley

Bytown Ukulele

Intro: C G7 C

Chorus:

C C (C - Gdim7) G
 Happy trails to you, until we meet a-gain,
 G G (G - G+) C
 Happy trails to you, keep smilin' until then
 (C - C7) F
 Who cares about the clouds when we're to-gether,
 A7 (D7 - G7)
 Just sing a song and bring the sunny wea-ther
 C A7 (Dm - G7) (C-G7)
 Happy trails to you, until we meet a-gain




Verse:

C A7
 Some trails are happy ones
 Dm Dm
 Others are blue
 G7 G7
 It's the way you ride the trail that counts
 G7 C
 Here's a happy one for you

Chorus:

C C (C - Gdim7) G
 Happy trails to you, until we meet a-gain,
 G G (G - G+) C
 Happy trails to you, keep smilin' until then
 (C - C7) F
 Who cares about the clouds when we're to-gether,
 A7 (D7 - G7)
 Just sing a song and bring the sunny wea-ther
 C A7 (Dm - G7) (C-G7)
 Happy trails to you, until we meet a-gain

F F C C
 A-loha Oe, fare-well to thee
 G7 G7 C C7
 Thou charming one who dwells among the bow-ers
 F F C C
 One fond embrace, be-fore I now depart
 G7 G7 (C - F)C G7
 Un-til we meet a-gain
 C A7
 And happy trails to you,
 (Dm - G7)C 
 Till we meet a-gain